

Your Ref: Aston Martin Vantage Coupe
(chassis number SCFSLGAW4NGN06264)
Our Ref : CI/TP23004888/D

14 May 2023

Allmotoring.sg

48 Toh Guan Road East #06-99
Enterprise Hub
Singapore 608586

**INSPECTION REPORT OF AN UNREGISTERED ASTON MARTIN VANTAGE
COUPE MOTOR CAR WITH CHASSIS NUMBER SCFSLGAW4NGN06264**

1. I refer to your request on 11 May 2023 to conduct a physical inspection of an unregistered Aston Martin Vantage Coupe motor car bearing chassis number SCFSLGAW4NGN06264 (herein referred to as "**Motor Car**").
2. The purpose of this inspection is to primarily determine: -
 - a) the general road worthiness of the Motor Car, whether there is any possible mechanical problem(s) and/or operational issue(s) to the various operating systems of the Motor Car;
 - b) whether there was any work (repair) done to the chassis/structural body of the Motor Car, and if yes, whether all major components, welding and critical points of the Motor Car has been properly restored.

Damage to the Motor Car

3. The photographs provided to me had showed damage at the right side centre portion of the Motor Car. Body parts damaged include the front right door, rear right body panel, rear right wheel rim and right side wing mirror amongst others.
4. Apart for the right side centre portion, the photographs provided did not show physical damage to other areas of the Motor Car. The airbag(s) of the Motor Car was not deployed. See photo 1 – 7 below.



Photo 1 shows the front right body of the Motor Car (photograph provided to me). The Motor Car was observed to have sustained damage at its right side centre portion. The front right door, rear right body panel, rear right wheel rim and right side wing mirror were amongst the body parts that were observed to have been damaged.



Photo 2 shows a closer view of the damage to the front right door and right side wing mirror of the Motor Car (photograph provided to me).



Photo 3 shows the rear right body of the Motor Car (photograph provided to me). The Motor Car was observed to have sustained damage at its right side centre portion. The front right door, rear right body panel, rear right wheel rim and right side wing mirror were amongst the body parts that were observed to have been damaged.



Photo 4 shows a closer view of the damage to the rear right wheel rim and rear right body panel of the Motor Car (photograph provided to me).



Photo 5 shows the rear left body of the Motor Car (photograph provided to me). Apart for the right side centre portion, the photographs provided to me did not show physical damage to other areas of the Motor Car.



Photo 6 shows the front left body of the Motor Car (photograph provided to me). Apart for the right side centre portion, the photographs provided to me did not show physical damage to other areas of the Motor Car. The airbag(s) of the Motor Car was not deployed.



Photo 7 shows the interior compartment of the Motor Car (photograph provided to me). The various parts and components within the interior compartment were all intact and unaffected. The Motor Car's airbag(s) was not deployed as seen from the photographs that were provided to me.

Inspection of the Motor Car

5. Following the request, I had carried out a physical inspection of the Motor Car on 12 May 2023 at the premises of 51 Ubi Ave 1 #01-21, Paya Ubi Industrial Park, Singapore 408933. I also conducted a short test drive of the Motor Car during this inspection. My observations and comments with respect to this inspection and test drive are set out below.
6. The mileage of the Motor Car recorded at the time of my inspection was 3,132km. The Motor Car was hoisted up during the inspection to facilitate my examination of its undercarriage. Its rear bumper lower diffuser was also removed to facilitate checks of its exhaust system.

Exterior Condition

7. The Motor Car was observed to be in a relatively good general condition with no loose exterior fittings observed.

Tyres and Wheel Rims

8. It was fitted with 21inch sport wheel rims that were wrapped with tyres that were observed to be of serviceable condition. The tyres were also sufficiently inflated for vehicular operation. The tyre brand, tyre size and approximate remaining tread depth of the 4 tyres of the Motor Car were recorded as follows: -



Body Panels (Detachable & Non-detachable)

9. The detachable body panels of the Motor Car like the front fenders, front bumper, rear bumper, doors, front bonnet and engine hood amongst others were all found to be fitted securely.
10. Checks on the non-detachable body panels like the rear body panels, floorboard, roof panel, pillars and rocker panels amongst others, revealed that these body panels were spot welded onto the aluminium chassis/structural body of the Motor Car. The original factory sealant at the joints of the non-detachable body panels was all untouched indicating no replacement of the non-detachable body panels was carried out; and that these body panels were all originally fitted.

Aluminium Chassis/Structural Body

11. Visually, I did not find any weld marks, other than the original spot weld marks, on the aluminium chassis/structural body of the Motor Car. The original factory sealant at the joints along the aluminium chassis/structural body was also untouched, again indicating that no replacement of the aluminium chassis/structural body was carried out; and that the aluminium chassis/structural body was originally fitted.

Interior Compartment (Seats)

12. The seats of the Motor Car were found to be secured to the floorboard of the Motor Car via seat rails bolted onto the floorboard. Retractable seat belt reels and pre-tensioners were fitted on all seats of the Motor Car. The seat belts were tested and were able to be fastened securely into the respective pre-tensioners that were fixed to the side of all the seats.

Electronic Safety Features

13. The Motor Car's automatic self-test of the functionality of its various electronic safety features like the Anti-Lock Brake System (ABS), Supplemental Restraint System (SRS), Power Steering System (PSS), Tyre Pressure Monitor (TPM) and Traction Control System (TCS) during cranking of the engine had indicated that these electronic systems were in working condition. This was determined from the respective warning lights disappearing from the instrument panel after the self-test.

Engine Compartment & Operating Fluids

14. My examination of the engine compartment of the Motor Car revealed that the various parts and components inside the engine compartment were all intact and properly fitted. The engine oil, brake fluid and engine coolant were all found to be of sufficient level for operating purposes. Visually, there was also no contamination found to these fluids.
15. My checks on the underside of the Motor Car revealed no sign(s) or indication(s) of fluid leakage and/or fluid stain(s). The engine block and automatic transmission assembly were both secured properly. All undercarriage components of the Motor Car were also observed to be intact and secured in an appropriate manner.

Steering System & Braking System

16. Static brake tests conducted on the Motor Car revealed no abnormality. The brake booster had responded well to the various tests conducted. There was also no abnormal movement of the brake pedal when it was depressed. The brake hoses and brake pipes were all intact with no leakage found. In general, the static brake tests had suggested that there was no internal leakage of pressure/vacuum in the braking system of the Motor Car and that the braking system is in serviceable condition.
17. Static test on the steering system of the Motor Car also revealed no abnormality to the steering system. I did not experience any abnormal free play and/or other resistance when turning the steering wheel left and right to full lock positions. My visual examination of the various steering components which had included the rack and pinion, tie rods, tie rod ends, and ball joints revealed that these components were all generally in good condition.

Test Drive of the Motor Car

18. I subsequently conducted a short test drive of the Motor Car to operationally determine if there was any possible mechanical problem(s) to the various operating systems of the Motor Car. The test drive was carried out within the building premises of Paya Ubi Industrial Park, where I was able to make multiple right turns and left turns; travel over road humps; left bend and right bend; upslope and downslope.

19. During this test drive, the general performance, stability, braking and handling of the Motor Car were satisfactory. No abnormal sound(s) was heard when executing left turns and right turns or when the Motor Car was going over road humps.
20. Operationally, I did not find any abnormal behaviour of the steering system and braking system. The Motor Car had responded well to my steering input and was able to come to a complete stop effectively during braking. The mileage of the Motor Car at the end of the test drive was 3,134km.

Conclusion

21. Basing on my physical inspection of the Motor Car, I am of the view that the overall general condition of the Motor Car was relatively good as at the time of my inspection. There was no sign(s) or indication(s) of any work (repair) done to the chassis/structural body of the Motor Car. There was also no sign(s) or indication(s) of fluid leak and/or fluid stain found.
22. The body parts at the right side centre portion of the Motor Car were visually examined and it was noted that the repair/restoration works carried out to the damaged area of the Motor Car (refer to photograph 1 - 4 above) were reasonably adequate and in order.
23. My test drive of the Motor Car revealed no evidence to suggest possible mechanical problem(s) to the Motor Car. I did not experience any abnormal behaviour and/or sound(s) from the various operating systems of the Motor Car. The general performance, stability, braking and handling of the Motor Car were satisfactory throughout the Motor Car's short test drive. In general, I had found the Motor Car to be of road worthy condition. See photo 8 – 36 below taken at the time of my inspection.



Photo 8 shows a general view of the front right body of the Motor Car at the time of my inspection. The Motor Car was observed to be in a relatively good general condition with no loose exterior fittings observed. The body parts at the right side centre portion of the Motor Car were visually examined and it was observed that the repair/restoration works carried out to the damaged area of the Motor Car (refer to photograph 1 & 2 above) were reasonably adequate and in order.



Photo 9 shows a closer view of the Motor Car's front bumper, front bonnet, front right fender and front right wheel rim. The body parts at the right side centre portion of the Motor Car were visually examined and it was observed that the repair/restoration works carried out to the damaged area of the Motor Car (refer to photograph 1 & 2 above) were reasonably adequate and in order.



Photo 10 shows a closer view of the Motor Car's front right fender, front right door and right side wing mirror. The body parts at the right side centre portion of the Motor Car were visually examined and it was observed that the repair/restoration works carried out to the damaged area of the Motor Car (refer to photograph 1 & 2 above) were reasonably adequate and in order.



Photo 11 shows a general view of the rear right body of the Motor Car at the time of my inspection. The Motor Car was observed to be in a relatively good general condition with no loose exterior fittings observed. The body parts at the right side centre portion of the Motor Car were visually examined and it was observed that the repair/restoration works carried out to the damaged area of the Motor Car (refer to photograph 3 & 4 above) were reasonably adequate and in order.



Photo 12 shows a closer view of the Motor Car's rear right wheel rim, rear right body panel and front right door. The body parts at the right side centre portion of the Motor Car were visually examined and it was observed that the repair/restoration works carried out to the damaged area of the Motor Car (refer to photograph 3 & 4 above) were reasonably adequate and in order.



Photo 13 shows a closer view of the Motor Car's rear right body panel, front right door and right side wing mirror. The body parts at the right side centre portion of the Motor Car were visually examined and it was observed that the repair/restoration works carried out to the damaged area of the Motor Car (refer to photograph 3 & 4 above) were reasonably adequate and in order.



Photo 14 shows a general view of the rear left body of the Motor Car at the time of my inspection. The Motor Car was observed to be in a relatively good general condition with no loose exterior fittings observed. The mileage of the Motor Car recorded at the time of my inspection was 3,132km.



Photo 15 shows a general view of the front left body of the Motor Car at the time of my inspection. The Motor Car was observed to be in a relatively good general condition with no loose exterior fittings observed. The mileage of the Motor Car recorded at the time of my inspection was 3,132km.



Photo 16 shows the chassis number of the Motor Car. The chassis number recorded was SCFSLGAW4NGN06264.




Photo 17 shows a general view of the Motor Car's engine compartment at the time of my inspection. I had found the various parts and components inside the engine compartment to be intact and properly fitted. There was also no sign(s) or indication(s) of fluid leak and/or fluid stain found inside the engine compartment.



Photo 18 shows the interior compartment of the Motor Car at the time of my inspection. The various parts and components, trims, carpet, and upholstery inside the interior compartment were all observed to be intact and properly fitted.



Photo 19 shows the seats of the Motor Car. All the seats of the Motor Car were secured via seat rails to the floorboard. They were also fitted with a retractable seat belt reel and a pre-tensioner. The seat belts (arrowed) were tested and were able to be fastened into the respective pre-tensions that were fitted on the side of each individual seat.



Photo 20 shows the warning lights for the various electronic safety features appearing on the instrument panel of the Motor Car during its self-test when the engine is cranked, in particular the ABS, SRS, PSS, TPM and TCS (arrowed).



Photo 21 shows the respective warning lights no longer illuminated, indicating that there is no fault detected to the ABS, SRS, PSS, TPM and TCS systems of the Motor Car during the self-test. These electronic systems were hence in working condition at the time of my inspection.



Photo 22 shows the Motor Car hoisted up for checks on its undercarriage. There was no sign(s) or indication(s) of fluid leakage and/or fluid stain(s) on the underside of the Motor Car. The undercarriage components of the Motor Car were also all observed to be intact and secured in an appropriate manner.



Photo 23 shows a general view of the control arms and linkages at the rear right wheel of the Motor Car. I did not observe any fluid leak and/or fluid stain on the underside of the Motor Car. All of the Motor Car's undercarriage components were observed to be intact and secured in an appropriate manner.



Photo 24 shows a general view of the control arms and linkages at the rear left wheel of the Motor Car. I did not observe any fluid leak and/or fluid stain on the underside of the Motor Car. All of the Motor Car's undercarriage components were observed to be intact and secured in an appropriate manner.



Photo 25 shows the various undercarriage components at the front left wheel of the Motor Car. The mechanical components, control arms and linkages were all found to be intact and secured in an appropriate manner.



Photo 26 shows the various undercarriage components at the front right wheel of the Motor Car. The mechanical components, control arms and linkages were all found to be intact and secured in an appropriate manner. I also did not observe any fluid leak and/or fluid stain on the underside of the Motor Car.



Photo 27 shows the Motor Car with its rear bumper lower diffuser removed to facilitate my examination of its exhaust system. My examination of the Motor Car's exhaust system revealed no sign(s) or indication(s) of any cut or weld marks along its exhaust pipes, on its rear muffler (arrowed), on its centre resonator boxes and on its catalytic converters.




Photo 28 shows the front section of the Motor Car's exhaust system. My examination of the Motor Car's exhaust system revealed no sign(s) or indication(s) of any cut or weld marks along its exhaust pipes, on its rear muffler, on its centre resonator boxes (arrowed) and on its catalytic converters.



Photo 29 shows the aluminium chassis/structural body at the underside rear right of the Motor Car. The original factory sealant (arrowed) at the joints along the aluminium chassis/structural body of the Motor Car was observed to be untouched. In general, I had found no work was carried out on the aluminium chassis/structural body of the Motor Car. The aluminium chassis/structural body of the Motor Car was originally fitted.



Photo 30 shows the aluminium chassis/structural body at the underside rear left of the Motor Car. I did not find any weld marks other than original spot weld marks on the aluminium chassis/structural body of the Motor Car. The original factory sealant (arrowed) at the joints along the aluminium chassis/structural body was untouched, indicating no work was done on the aluminium chassis/structural body of the Motor Car and that the aluminium chassis/structural body was originally fitted.




Photo 31 shows the aluminium chassis/structural body at the underside front left of the Motor Car. The original factory sealant (arrowed) at the joints along the aluminium chassis/structural body was observed to be untouched. In general, I had found no work was carried out on the aluminium chassis/structural body of the Motor Car. The aluminium chassis/structural body of the Motor Car was originally fitted.



Photo 32 shows the aluminium chassis/structural body at the underside front right of the Motor Car. I did not find any weld marks other than original spot weld marks on the aluminium chassis/structural body of the Motor Car. The original factory sealant (arrowed) at the joints along the aluminium chassis/structural body was untouched, indicating no work was done on the aluminium chassis/structural body of the Motor Car and that the aluminium chassis/structural body was originally fitted.




Photo 33 shows the right side rear body panel of the Motor Car. I did not find any weld marks other than original spot weld marks (arrowed) on the right side rear body panel of the Motor Car, which indicates that there was no re-welding works carried out. In general, I had found all the non-detachable body panels of the Motor Car to be originally fitted at the time of my inspection.




Photo 34 shows the right side "A" pillar of the Motor Car. I did not find any weld marks other than original spot weld marks (arrowed) on the right side "A" pillar of the Motor Car, which indicates that there was no re-welding works carried out. In general, I had found all the non-detachable body panels of the Motor Car to be originally fitted at the time of my inspection.




Photo 35 shows the left side "A" pillar of the Motor Car. I did not find any weld marks other than original spot weld marks (arrowed) on the left side "A" pillar of the Motor Car, which indicates that there was no re-welding works carried out. In general, I had found all the non-detachable body panels of the Motor Car to be originally fitted at the time of my inspection.



Photo 36 shows the left side rear body panel of the Motor Car. I did not find any weld marks other than original spot weld marks (arrowed) on the left side rear body panel of the Motor Car, which indicates that there was no re-welding works carried out. In general, I had found all the non-detachable body panels of the Motor Car to be originally fitted at the time of my inspection.



Ang Bryan Tani

AMSOE, AMIRTE, AFF SAE, M.MATAI, AFF.Inst.AEA

Senior Technical Investigator

Technical Investigation & Accident Reconstructionist (SAE-A)

DISCLAIMER OF LIABILITY TO THIRD PARTIES:- This Report is made solely for the use and benefit of the Client named on the front page of this Report. No liability or responsibility whatsoever, in contract or tort, is accepted to any third party who may rely on the Report wholly or in part. Any third party acting or relying on this Report, in whole or in part, does so at his or her own risk.