

Your Ref: TP/IP/18025/2022
Our Ref : CI/TPD22008179/P

7th September 2022

Fatal Accident Investigation Team

Traffic Police Department
Singapore Police Force
10 Ubi Avenue 3
Singapore 408865

MECHANICAL INSPECTION REPORT OF MOTOR CAR SJS 3974B

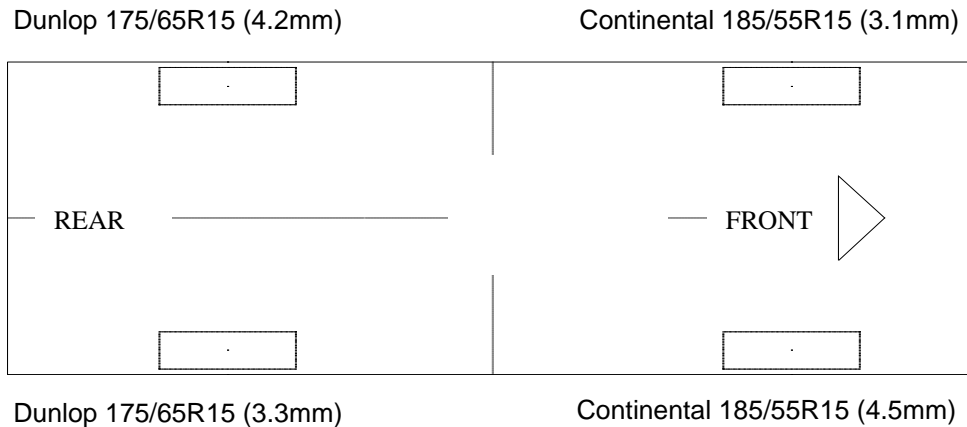
1. I refer to your request on 16th August 2022 to conduct a physical inspection of a Motor car bearing registration number SJS 3974B (herein referred to as "**Motor Car**"), which was involved in a road traffic accident on 12th July 2022.
2. The objective of the inspection is to determine if there was any possible mechanical failure to the Motor car that may have contributed to the accident.
3. Following the request, I had carried out a physical inspection of the Motor Car on 7th September 2022 at the premises of Traffic Police vehicle pound, 517 Airport Road Singapore 539942. I now set out below my observations and comments with respect to this inspection.

General Condition

4. The mileage of the Motor car was not recorded as the engine and ignition system of the Motor Car was damaged as a result of the accident.
5. The Motor car was observed to have sustained damage at its front portion. Its front windscreen, front bonnet, front bumper, front left and right fender, front left and right headlamp was amongst the body parts and various engine components were also damaged as a result of the accident. The Supplemental Restraint System (SRS) was activated as a result of the accident.

Tyres and Wheel Rims

6. The condition of the Motor Car's 4 tyres was observed to be in serviceable condition. I did not find any tear, cut or burst mark(s) on the outer and the inner sidewalls as well as across the tread of the 4 tyres. The 4 tyres were also observed to be sufficiently inflated for vehicular operation. The tyre brand, tyre size and remaining tread depth of the 4 tyres were recorded as follows:-



7. The 4 tyres were observed to be wrapped around alloy wheel rims that were found to be without any damage. See photo 1 – 14 below.



Photo 1 shows a general view of the Motor Car's rear body at the time of my inspection. The rear portion of the Motor Car was observed to have been undamaged by the accident.



Photo 2 shows a general view of the Motor Car's front body at the time of my inspection. The Motor car was observed to have sustained damage at its front portion. Its front windscreen, front bonnet, front bumper, front left and right fender, front left and right headlamp was amongst the body parts and various engine components were also damaged as a result of the accident. The Supplemental Restraint System (SRS) was activated as a result of the accident.



Photo 3 shows the close up view of the Motor Car's front body at the time of my inspection. The Motor car was observed to have sustained damage at its front portion. Its front windscreen (circled) was damaged as a result of the accident.



Photo 4 shows the close up view of the Motor Car's front body at the time of my inspection. The Motor car was observed to have sustained damage at its front portion. Its front bonnet (circled) was damaged as a result of the accident.



Photo 5 shows the close up view of the Motor Car's front body at the time of my inspection. The Motor car was observed to have sustained damage at its front portion. Its front bumper (circled) was damaged as a result of the accident.



Photo 6 shows the close up view of the Motor Car's front body at the time of my inspection. The Motor car was observed to have sustained damage at its front portion. Its front right headlamp (circled) and front right fender (arrowed) was amongst the body parts and various components in the engine compartments were also damaged as a result of the accident.



Photo 7 shows the close up view of the Motor Car's front body at the time of my inspection. The Motor car was observed to have sustained damage at its front portion. Its front left headlamp (circled) and front left fender (arrowed) was amongst the body parts and various components in the engine compartments were also damaged as a result of the accident.



Photo 8 shows a general view of the Motor Car's right body at the time of my inspection. The right portion of the Motor Car was observed to have been removed due to the accident.



Photo 9 shows a general view of the Motor Car's left body at the time of my inspection. The left portion of the Motor Car was observed to have been undamaged by the accident.



Photo 10 shows the condition of the front right tyre of the Motor Car, which was observed to be in serviceable condition with remaining tread depth of approximately 4.5mm. The tyre, which was wrapped around alloy wheel rim, was also observed to be sufficiently inflated for vehicular operation.



Photo 11 shows the condition of the rear right tyre of the Motor Car, which was observed to be in serviceable condition with remaining tread depth of approximately 3.3mm. The tyre was also observed to be sufficiently inflated for vehicular operation with no tear, cut or burst mark(s).



Photo 12 shows the condition of the rear left tyre of the Motor Car, which was observed to be in serviceable condition with remaining tread depth of approximately 4.2mm. The tyre was also observed to be sufficiently inflated for vehicular operation with no tear, cut or burst mark(s).



Photo 13 shows the condition of the front left tyre of the Motor Car, which was observed to be in serviceable condition with remaining tread depth of approximately 3.1mm. The tyre was also observed to be sufficiently inflated for vehicular operation with no tear, cut or burst mark(s).



Photo 14 shows the deployment of the Supplemental Restraint System (SRS) airbag in the Motor Car as a result of the accident.

Engine Compartment & Operating Fluids

8. We were unable to raise the front bonnet of the Motor car to conduct the examination of the Motor Car's engine compartment because the damage caused by the accident had resulted in the damages to the lock mechanism of the bonnet and the structure of the engine compartment. (Unable to open).
9. During our inspection, we observed that the engine and ignition system was damaged as a result of the induced impact from the accident.
10. My subsequent checks on the underside of the Motor Car revealed sign(s) or indication(s) of fluid leak and/or fluid stain(s) from the damaged engine as a result of the accident. See photo 15 -17 below.



Photo 15 shows the close up view of the Motor Car's engine compartment at the time of my inspection. Its engine and components were crushed and damaged as a result of the accident.



Photo 16 shows the close up view of the Motor Car's front body at the time of my inspection. The Motor car was observed to have sustained damage at its front portion. Its ignition system battery (red circle) and engine (yellow circle) was amongst the various components in the engine compartments were also damaged as a result of the accident.



Photo 17 shows the undercarriage of the Motor Car, at the area where the engine housing and transmission housing are located. I found sign(s) or indication(s) of fluid leak and/or fluid stain(s) on the underside of the Motor Car due to the damaged engine as a result of the accident.

Braking System & Steering System

11. For this inspection, I was not able to conduct any static brake and steering tests on the steering and braking system of the Motor Car due to the Motor Car running on electric power steering (EPS) and braking system which requires the Motor Car to be started as the access to the battery is blocked and engine is crushed. (Unable to be started)
12. My visual examination of the various steering and braking components which had included the rack and pinion, tie rods, tie rod ends and ball joints, brake hoses and brake pipes had revealed that these components were all generally intact. See photo 18 - 23 below.



Photo 18 shows the brake hose/pipe (arrowed) at the rear left wheel of the Motor Car. No leakage of brake fluid was observed. Visual examination of the various components of the braking system like the drum brake, brake booster, brake pedal etc. had revealed all to be intact and without visible damage.



Photo 19 shows the brake hose/pipe (arrowed) at the rear right wheel of the Motor Car. No leakage of brake fluid was observed. Visual examination of the various components of the braking system like the drum brake, brake booster, brake pedal etc. had revealed all to be intact and without visible damage.




Photo 20 shows the brake hose/pipe (arrowed) at the front right wheel of the Motor Car. I did not observe any leakage of brake fluid at the time of my inspection of the Motor Car. Static tests of the Motor Car's braking system had indicated that there was no internal leakage of pressure/vacuum.




Photo 21 shows the brake hose/pipe (arrowed) at the front left wheel of the Motor Car. No leakage of brake fluid was observed. Visual examination of the various components of the braking system like the brake caliper (circled), brake booster, brake pedal etc had revealed all to be intact and without visible damage.




Photo 22 shows the various undercarriage components at the front right wheel of the Motor Car, in particular the steering tie rod (red arrow) and the driveshaft (yellow arrow). The various steering components were all found to be intact, suggesting that the steering system of the Motor Car was likely to be in serviceable condition at the material time of accident. There was also no sign of fluid stain observed on the various undercarriage components at the front right wheel of the Motor Car.



Photo 23 shows the various undercarriage components at the front left wheel of the Motor Car, in particular the steering tie rod end (arrowed). The various undercarriage components of the Motor Car were all found to be intact without any visible damage. There was also no sign of fluid stain(s) observed on the various undercarriage components.

Electronic Safety / Warning Indicators

13. The Motor Car's automatic self-test of the functionality of its various electronic operating systems was not able to be conducted as the engine was not started up. (unable to be started)

Seat Belts

14. The front right seat belt of the "Motor Car" was unable to be checked as the respective pre-tensioners that were fitted at the side of the seat was observed to be removed at the time of our inspection. See photo 24 below.



Photo 24 shows that the seat belt on the right seat was removed at the time of our inspection.

Operational Behaviour of the Motor Car

15. Operational test to primarily determine whether there was any abnormality to the engine system, transmission system and braking system of the Motor Car could not be conducted given the engine and ignition system of the Motor Car was damaged as a result of the accident.

Conclusion

16. For this particular case, I was unable to determine whether there was any possible mechanical failure to the Motor Car that may have contributed to the accident. The extent of damage that it had sustained had prevented me from carrying out any operational test(s) and/or static test(s) to its engine system, braking system, transmission system, steering system and suspension system.

17. The 4 tyres of the Motor Car were also found to be in serviceable condition. I did not find any tear, cut or burst mark(s) on the outer and the inner sidewalls as well as across the tread of the 4 tyres. The 4 tyres were also observed to be sufficiently inflated for vehicular operation with remaining tread depth of approximately 3.1mm to 4.5mm.

**Sherwin Beh***Technical Investigator***Ang Bryan Tani***AMSOE, AMIRTE, AFF SAE, M.MATAI, AFF.Inst.AEA**Senior Technical Investigator**Technical Investigation & Reconstructionist (SAE-A)*

DISCLAIMER OF LIABILITY TO THIRD PARTIES: - This Report is made solely for the use and benefit of the Client named on the front page of this Report. No liability or responsibility whatsoever, in contract or tort, is accepted to any third party who may rely on the Report wholly or in part. Any third party acting or relying on this Report, in whole or in part does so at his or her own risk.