

Your Ref: Porsche Cayenne
(chassis number WP1ZZZ9YZLDA02651)
Our Ref : CI/TP22006328/D

01 July 2022

Hong Hin Motor Works

25 Kaki Bukit Road 4 #03-33
Synergy @ KB
Singapore 417800

**INSPECTION REPORT OF AN UNREGISTERED PORSCHE CAYENNE
MOTOR CAR WITH CHASSIS NUMBER WP1ZZZ9YZLDA02651**

1. I refer to your request on 11 June 2022 to conduct a physical inspection of an unregistered Porsche Cayenne motor car bearing chassis number WP1ZZZ9YZLDA02651 (herein referred to as "**Motor Car**").
2. The purpose of this inspection is to primarily determine: -
 - a) the general road worthiness of the Motor Car, whether there is any possible mechanical problem(s) and/or operational issue(s) to the various operating systems of the Motor Car;
 - b) whether there was any work (repair) done to the chassis/structural body of the Motor Car, and if yes, whether all major components, welding and critical points of the Motor Car has been properly restored.

Damage to the Motor Car

3. The photographs provided to me had showed damage of burnt and/or smoke/heat nature to the exterior body parts along the left side portion of the Motor Car. The front bumper, front left fender, front left fender wheel arc garnish, front left door, front left door outer handle, front left door top chrome moulding, left side rocker panel garnish, rear left door, rear left door outer handle, rear left door top chrome moulding, rear left fender, rear left fender wheel arc garnish, rear left wheel rim, rear left quarter glass chrome moulding, rear left taillamp, rear bumper, rear bumper lower cover, rear bumper lower garnish, rear bumper left reflector, rear bootlid, rear left bootlid lamp and rear bootlid spoiler were amongst the exterior body parts that had sustained burnt and/or smoke/heat damage.
4. Apart for the left side centre portion, there was no physical damage observed to other areas of the Motor Car. The airbag(s) appears to be not deployed as seen from the photographs that were provided to me. See photo 1 – 4 below.



Photo 1 shows the rear left body of the Motor Car (photograph provided to me). The photographs provided to me had showed damage of burnt and/or smoke/heat nature to the exterior body parts along the left side portion of the Motor Car. The rear bumper, rear bumper lower cover, rear bumper left reflector, rear bootlid, rear left bootlid lamp, rear bootlid spoiler, rear left taillamp, rear left fender, rear left door and rear left door outer handle were amongst the exterior body parts that had sustained burnt and/or smoke/heat damage.



Photo 2 shows the front left body of the Motor Car (photograph provided to me). The photographs provided to me had showed damage of burnt and/or smoke/heat nature to the exterior body parts along the left side portion of the Motor Car. The front bumper, front left fender, front left fender wheel arc garnish, front left door and front left door outer handle were amongst the exterior body parts that had sustained burnt and/or smoke/heat damage.



Photo 3 shows the front right body of the Motor Car (photograph provided to me). Apart for the left side portion, there was no physical damage observed to other areas of the Motor Car. The airbag(s) appears to be not deployed as seen from the photographs that were provided to me.



Photo 4 shows the rear right body of the Motor Car (photograph provided to me). Apart for the left side portion, there was no physical damage observed to other areas of the Motor Car. The airbag(s) appears to be not deployed as seen from the photographs that were provided to me.

Inspection of the Motor Car

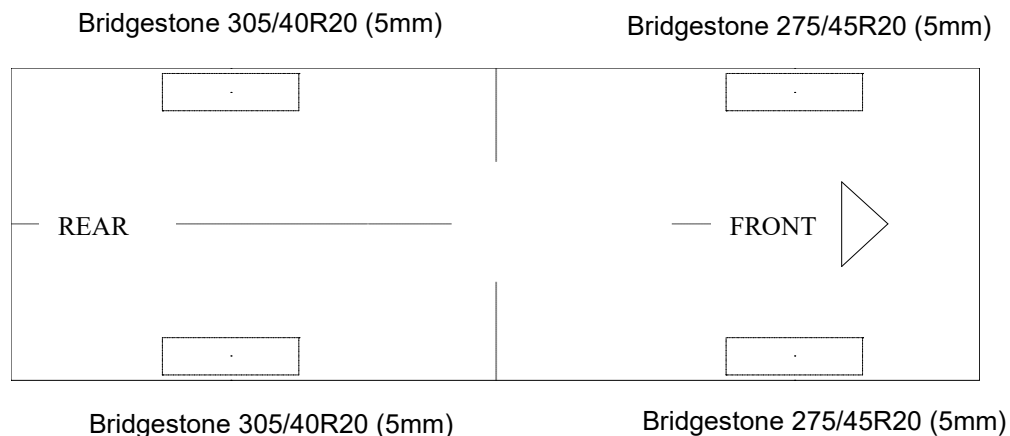
5. Following the request, I had carried out a physical inspection of the Motor Car on 21 June 2022 at the premises of 25 Kaki Bukit Road 4 #03-33, Synergy @ KB, Singapore 417800. I also conducted a short test drive of the Motor Car during this inspection. My observations and comments with respect to this inspection and test drive are set out below.
6. The mileage of the Motor Car recorded at the time of my inspection was 6,614km. The Motor Car was also hoisted up during the inspection to facilitate my examination of its undercarriage.

Exterior Condition

7. The Motor Car was observed to be in a relatively good general condition with no loose exterior fittings observed.

Tyres and Wheel Rims

8. It was fitted with 20inch sport wheel rims that were wrapped with tyres that were observed to be of serviceable condition. The tyres were also sufficiently inflated for vehicular operation. The tyre brand, tyre size and approximate remaining tread depth of the 4 tyres of the Motor Car were recorded as follows: -



Body Panels (Detachable & Non-detachable)

9. The detachable body panels of the Motor Car like the front fenders, front bumper, rear bumper, doors, front bonnet and rear tailgate amongst others were all found to be fitted securely.

10. Checks on the non-detachable body panels like the rear fenders, floorboard, roof panel, pillars and rocker panels amongst others, revealed that these body panels were spot welded onto the chassis/structural body of the Motor Car. The original factory sealant at the joints of the non-detachable body panels was all untouched indicating no replacement of the non-detachable body panels was carried out; and that these body panels were all originally fitted.

Chassis/Structural Body

11. Visually, I did not find any weld marks, other than the original spot weld marks, on the chassis/structural body of the Motor Car. The original factory sealant at the joints along the chassis/structural body was also untouched, again indicating that no replacement of the chassis/structural body was carried out; and that the chassis/structural body was originally fitted.

Interior Compartment (Seats)

12. The seats of the Motor Car were found to be secured to the floorboard of the Motor Car via seat rails bolted onto the floorboard. Retractable seat belt reels and pre-tensioners were fitted on all seats of the Motor Car. The seat belts were tested and were able to be fastened securely into the respective pre-tensioners that were fixed to the side of all the seats.

Electronic Safety Features

13. The Motor Car's automatic self-test of the functionality of its various electronic safety features like the Anti-Lock Brake System (ABS), Supplemental Restraint System (SRS), Electric Power Steering (EPS), Tyre Pressure Monitor (TPM) and Traction Control System (TCS) during cranking of the engine had indicated that these electronic systems were in working condition. This was determined from the respective warning lights disappearing from the instrument panel after the self-test.

Engine Compartment & Operating Fluids

14. My examination of the engine compartment of the Motor Car revealed that the various parts and components inside the engine compartment were all intact and properly fitted. The engine oil, brake fluid and engine coolant were all found to be of sufficient level for operating purposes. Visually, there was also no contamination found to these fluids.

15. My checks on the underside of the Motor Car revealed no sign(s) or indication(s) of fluid leakage and/or fluid stain(s). The engine block and automatic transmission assembly were both secured properly. All undercarriage components of the Motor Car were also observed to be intact and secured in an appropriate manner.

Steering System & Braking System

16. Static brake tests conducted on the Motor Car revealed no abnormality. The brake booster had responded well to the various tests conducted. There was also no abnormal movement of the brake pedal when it was depressed. The brake hoses and brake pipes were all intact with no leakage found. In general, the static brake tests had suggested that there was no internal leakage of pressure/vacuum in the braking system of the Motor Car and that the braking system is in serviceable condition.
17. Static test on the steering system of the Motor Car also revealed no abnormality to the steering system. I did not experience any abnormal free play and/or other resistance when turning the steering wheel left and right to full lock positions. My visual examination of the various steering components which had included the rack and pinion, tie rods, tie rod ends, and ball joints revealed that these components were all generally in good condition.

Test Drive of the Motor Car

18. I subsequently conducted a short test drive of the Motor Car to operationally determine if there was any possible mechanical problem(s) to the various operating systems of the Motor Car. The test drive was carried out within the building premises of Synergy @ KB, where I was able to make multiple right turns and left turns; travel over road humps; left bend and right bend; upslope and downslope.
19. During this test drive, the general performance, stability, braking and handling of the Motor Car were satisfactory. No abnormal sound(s) was heard when executing left turns and right turns or when the Motor Car was going over road humps.
20. Operationally, I did not find any abnormal behaviour of the steering system and braking system. The Motor Car had responded well to my steering input and was able to come to a complete stop effectively during braking. The mileage of the Motor Car at the end of the test drive was 6,615km.

Conclusion

21. Basing on my physical inspection of the Motor Car, I am of the view that the overall general condition of the Motor Car was relatively good as at the time of my inspection. There was no sign(s) or indication(s) of any work (repair) done to the chassis/structural body of the Motor Car. There was also no sign(s) or indication(s) of fluid leak and/or fluid stain found.
22. The body parts along the left side portion of the Motor Car were visually examined and it was noted that the repair/restoration works carried out to the damaged area of the Motor Car (refer to photograph 1 & 2 above) were reasonably adequate and in order.
23. Measurements of the Motor Car's chassis/structural body carried out by STA Inspection Pte Ltd on 15 June 2022 also showed the chassis/structural measurements of the Motor Car to be without any major deviation (refer to Appendix 1 at page 22 and 23 of this report).
24. My test drive of the Motor Car revealed no evidence to suggest possible mechanical problem(s) to the Motor Car. I did not experience any abnormal behaviour and/or sound(s) from the various operating systems of the Motor Car. The general performance, stability, braking and handling of the Motor Car were satisfactory throughout the Motor Car's short test drive. In general, I had found the Motor Car to be of road worthy condition. See photo 5 – 31 below taken at the time of my inspection.



Photo 5 shows a general view of the rear left body of the Motor Car at the time of my inspection. The Motor Car was observed to be in a relatively good general condition with no loose exterior fittings observed. The body parts along the left side portion of the Motor Car were visually examined and it was observed that the repair/restoration works carried out to the damaged area of the Motor Car (refer to photograph 1 & 2 above) were reasonably adequate and in order.



Photo 6 shows a closer view of the Motor Car's rear bumper, rear bumper lower cover, rear bumper lower garnish and rear bumper left reflector. The body parts along the left side portion of the Motor Car were visually examined and it was observed that the repair/restoration works carried out to the damaged area of the Motor Car (refer to photograph 1 above) were reasonably adequate and in order.



Photo 7 shows a closer view of the Motor Car's rear bumper, rear bootlid, rear left bootlid lamp and rear left taillamp. The body parts along the left side portion of the Motor Car were visually examined and it was observed that the repair/restoration works carried out to the damaged area of the Motor Car (refer to photograph 1 above) were reasonably adequate and in order.



Photo 8 shows a closer view of the Motor Car's rear bootlid spoiler, rear left taillamp, rear left fender, rear left fender wheel arc garnish and rear left quarter glass chrome moulding. The body parts along the left side portion of the Motor Car were visually examined and it was observed that the repair/restoration works carried out to the damaged area of the Motor Car (refer to photograph 1 above) were reasonably adequate and in order.



Photo 9 shows a closer view of the Motor Car's rear left door, rear left door outer handle, front left door, front left door outer handle and left side rocker panel garnish. The body parts along the left side portion of the Motor Car were visually examined and it was observed that the repair/restoration works carried out to the damaged area of the Motor Car (refer to photograph 1 above) were reasonably adequate and in order.



Photo 10 shows a closer view of the Motor Car's front left door, front left door outer handle and front left door top chrome moulding. The body parts along the left side portion of the Motor Car were visually examined and it was observed that the repair/restoration works carried out to the damaged area of the Motor Car (refer to photograph 1 above) were reasonably adequate and in order.



Photo 11 shows a general view of the front left body of the Motor Car at the time of my inspection. The Motor Car was observed to be in a relatively good general condition with no loose exterior fittings observed. The body parts along the left side portion of the Motor Car were visually examined and it was observed that the repair/restoration works carried out to the damaged area of the Motor Car (refer to photograph 1 & 2 above) were reasonably adequate and in order.



Photo 12 shows a closer view of the Motor Car's front bumper, front left fender and front left fender wheel arc garnish. The body parts along the left side portion of the Motor Car were visually examined and it was observed that the repair/restoration works carried out to the damaged area of the Motor Car (refer to photograph 2 above) were reasonably adequate and in order.



Photo 13 shows a general view of the front right body of the Motor Car at the time of my inspection. The Motor Car was observed to be in a relatively good general condition with no loose exterior fittings observed. The mileage of the Motor Car recorded at the time of my inspection was 6,614km.



Photo 14 shows a general view of the rear right body of the Motor Car at the time of my inspection. The Motor Car was observed to be in a relatively good general condition with no loose exterior fittings observed. The mileage of the Motor Car recorded at the time of my inspection was 6,614km.



Photo 15 shows the chassis number of the Motor Car. The chassis number recorded was WP1ZZZ9YZLDA02651.



Photo 16 shows a general view of the engine compartment of the Motor Car at the time of my inspection. The various parts and components inside the engine compartment were all observed to be intact and properly fitted. There was also no sign(s) or indication(s) of fluid leak and/or fluid stain found inside the engine compartment.



Photo 17 shows the interior compartment of the Motor Car at the time of my inspection. The various parts and components, trims, carpet, and upholstery inside the interior compartment were all observed to be intact and properly fitted.



Photo 18 shows the rear seats of the Motor Car. All the seats of the Motor Car were secured via seat rails to the floorboard. They were also fitted with a retractable seat belt reel and a pre-tensioner. The seat belts (arrowed) were tested and were able to be fastened into the respective pre-tensions that were fitted on the side of each individual seat.



Photo 19 shows the warning lights for the various electronic safety features appearing on the instrument panel of the Motor Car during its self-test when the engine is cranked, in particular the ABS, SRS, EPS, TPM and TCS lights (arrowed).



Photo 20 shows the respective warning lights no longer illuminated, indicating that there is no fault detected to the ABS, SRS, EPS, TPM and TCS systems of the Motor Car during the self-test. These electronic systems were hence in working condition at the time of my inspection.



Photo 21 shows the Motor Car hoisted up for checks on its undercarriage. There was no sign(s) or indication(s) of fluid leakage and/or fluid stain(s) on the underside of the Motor Car. The undercarriage components of the Motor Car were also all observed to be intact and secured in an appropriate manner.



Photo 22 shows a general view of the control arms and linkages at the rear right wheel of the Motor Car. I did not observe any fluid leak and/or fluid stain on the underside of the Motor Car. All of the Motor Car's undercarriage components were observed to be intact and secured in an appropriate manner.



Photo 23 shows a general view of the control arms and linkages at the rear left wheel of the Motor Car. I did not observe any fluid leak and/or fluid stain on the underside of the Motor Car. All of the Motor Car's undercarriage components were observed to be intact and secured in an appropriate manner.



Photo 24 shows the various undercarriage components at the front left wheel of the Motor Car. The mechanical components, control arms and linkages were all found to be intact and secured in an appropriate manner.



Photo 25 shows the various undercarriage components at the front right wheel of the Motor Car. The mechanical components, control arms and linkages were all found to be intact and secured in an appropriate manner. I also did not observe any fluid leak and/or fluid stain on the underside of the Motor Car.



Photo 26 shows the rear section of the Motor Car's exhaust system. My examination of the Motor Car's exhaust system revealed no sign(s) or indication(s) of any cut or weld marks along its exhaust pipes (arrowed), on its rear muffler, on its centre resonator boxes and on its catalytic converter.




Photo 27 shows the front section of the Motor Car's exhaust system. My examination of the Motor Car's exhaust system revealed no sign(s) or indication(s) of any cut or weld marks along its exhaust pipes, on its rear mufflers, on its centre resonator boxes (arrowed) and on its catalytic converter.




Photo 28 shows the chassis/structural body at the underside rear right of the Motor Car. I did not find any weld marks other than original spot weld marks on the chassis/structural body of the Motor Car. The original factory sealant (arrowed) at the joints along the chassis/structural body was untouched, indicating no work was done on the chassis/structural body of the Motor Car and that the chassis/structural body was originally fitted.




Photo 29 shows the chassis/structural body at the underside rear left of the Motor Car. I did not find any weld marks other than original spot weld marks on the chassis/structural body of the Motor Car. The original factory sealant (arrowed) at the joints along the chassis/structural body was untouched, indicating no work was done on the chassis/structural body of the Motor Car and that the chassis/structural body was originally fitted.




Photo 30 shows the chassis/structural body at the underside front left of the Motor Car. The original factory sealant (arrowed) at the joints along the chassis/structural body was observed to be untouched. In general, I had found no work was carried out on the chassis/structural body of the Motor Car. The chassis/structural body of the Motor Car was originally fitted.




Photo 31 shows the chassis/structural body at the underside front right of the Motor Car. The original factory sealant (arrowed) at the joints along the chassis/structural body was observed to be untouched. In general, I had found no work was carried out on the chassis/structural body of the Motor Car. The chassis/structural body of the Motor Car was originally fitted.



Ang Bryan Tani


AMSOE, AMIRTE, AFF SAE, M.MATAI, AFF.Inst.AEA

Senior Technical Investigator

Technical Investigation & Accident Reconstructionist (SAE-A)

DISCLAIMER OF LIABILITY TO THIRD PARTIES:- This Report is made solely for the use and benefit of the Client named on the front page of this Report. No liability or responsibility whatsoever, in contract or tort, is accepted to any third party who may rely on the Report wholly or in part. Any third party acting or relying on this Report, in whole or in part, does so at his or her own risk.

Appendix 1



STA
VEHICLE INSPECTION
A member of ST Engineering

STA Inspection Pte Ltd
302 Sin Ming Road
Singapore 575627
62640606

This

REPORT

has been awarded to

Vehicle No: WP1ZZZ9YZLDA02651 ←

Make & Model: PORSCHE CAYENNE

Date: 15/6/2022 ←

For the Evaluation (Full)


by

The Used Car Evaluation Specialist


OVERALL GRADING			
☆☆☆☆	☆☆☆	☆☆	☆
A			

Note: 1. This Evaluation does not include all the required Tests for the LTA Road Worthiness Inspection which is also available LTA Vehicle Inspection package, please check with our friendly STA Evaluation staff.

2. This is NOT a LTA Road Worthiness Inspection Certificate and NOT valid for Road Tax Renewal.




INNOVATION
EXCELLENCE
A W A R D
2003 WINNER
Form T-STAI-WI-EVAL-001-02 Rev 00



SINGAPORE
QUALITY
AWARD
2007 Winner




Page 1 of 2



No: SMC2022001322
SIN MING

Car-O-Liner Vision2 X3				1.20.0.5
Comparative measuring Diagnose Report				2022-06-15
Customer		Vehicle		
Name HONG HIN MOTOR WORKS		DataSheet 123:001	Issue 2003-02-01	
Address		Make CAROLINER	Type	
City	Zip	Model Empty data sheet	VIN	
State	Phone	Year 2000-	License No WP1ZZZ9YZLDA02651	
E-mail			Job	
Insurance Co	Insurance	Workorder 2022-06-15-4	Start Date 2022-06-15	
Adjuster	Claim No	Technician ARIN	End Date 2022-06-15	
E-mail	Phone	Sign		

STA INSPECTION PTE LTD
SIN MING

	1	2	3	4	5	6	7	8	9	10	11	12
	0	2	-1	1	1	3	2	-1
	-3	3	2	1	-2	3	-3	-1
	3	-1	-2	-1	-1	1	-1	3

R

L

BodyShop	Notes
Company STA EVALUATION Address 302 SIN MING ROAD City SINGAPORE Zip 575627 State SINGAPORE Phone +65 6453 0200 E-mail stai.com.sg	NO MAJOR DEVIATION

Appendix 1 shows the chassis/structural measurements of the Motor Car that was carried out by STA Inspection Pte Ltd on 15 June 2022. I note that the chassis/structural measurements of the Motor Car were without any major deviation (arrowed).