

Your Ref: TP/IP/12238/2022
Our Ref : CI/TPD22005078/P

10th June 2022

Fatal Accident Investigation Team

Traffic Police Department
Singapore Police Force
10 Ubi Avenue 3
Singapore 408865

MECHANICAL INSPECTION REPORT OF GARBAGE TRUCK, XE 6383U

1. I refer to your request on 30th May 2022 to conduct a physical inspection of a Garbage Truck bearing registration number XE 6383U (herein referred to as "**Garbage Truck**"), which was involved in a fatal road traffic accident on 20th May 2022.
2. The objective of this inspection is to determine if there was any possible mechanical failure to the Garbage Truck that may have contributed to the accident.
3. Following the request, I had carried out a physical inspection of the Garbage Truck on 7th May 2022 at the premises of Traffic Police vehicle pound, 517 Airport Road Singapore 539942. I now set out below my observations and comments with respect to this inspection.

General Condition

4. The mileage of the Garbage Truck at the time of my inspection was 13,452km.
5. The Garbage Truck was observed to have sustained damage at its front portion. Its front bumper was amongst the body part that were damaged as a result of the accident.

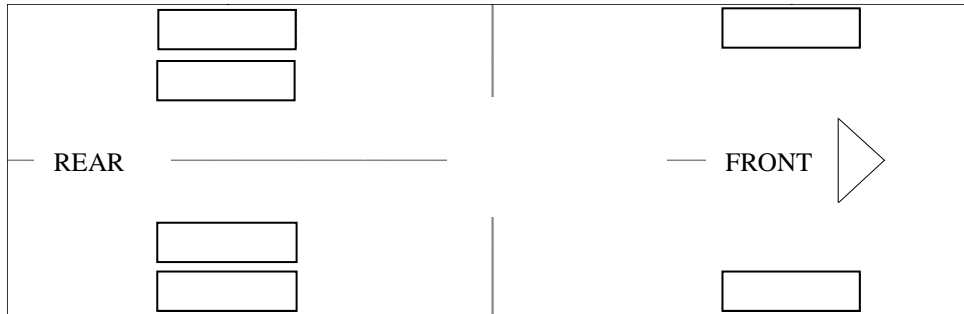
Tyres and Wheel Rims

6. The 2 front tyres and 4 rear tyres of the Garbage Truck were observed to be in serviceable condition and sufficiently inflated for vehicular operation. I did not find any tear, cut or burst mark(s) on the outer and the inner sidewalls as well as across the tread of the 6 tyres of the Garbage Truck. The tyre brand, tyre size and remaining tread depth of the 6 tyres of the Garbage Truck were recorded as follows:-

Garbage Truck

Goodyear 295/80R22.5 (12.8mm)

Firenza 295/80R22.5 (10.5mm)



Goodyear 295/80R22.5 (9.4mm)

Firenza 295/80R22.5 (9.8mm)

7. The 6 tyres of the Garbage Truck were observed to be wrapped around standard steel wheel rims that were found to be without any damage. See photo 1 – 10 below.



Photo 1 shows a general view of the instrument cluster of the Garbage Truck at the time of my inspection. The mileage of the Garbage Truck was 13,452km



Photo 2 shows a general view of the front body of the Garbage Truck at the time of my inspection. The front portion of the Garbage Truck was observed to sustained damage at the time of inspection. Its front bumper was amongst the body parts that were damaged as a result of the accident.



Photo 3 shows a close up view of the right body of the Garbage Truck at the time of my inspection. The front portion of the Garbage Truck was observed to sustained damage at the time of inspection. Its front number plate (circled) was amongst the body parts that were damaged as a result of the accident.



Photo 4 shows a general view of the right body of the Garbage Truck at the time of my inspection. The right portion of the Garbage Truck was observed to be intact and unaffected by the accident.



Photo 5 shows a general view of the left body of the Garbage Truck at the time of my inspection. The left portion of the Garbage Truck was observed to be intact and unaffected by the accident.



Photo 6 shows a general view of the Garbage Truck's rear body at the time of my inspection. The rear of the Garbage Truck was observed to be intact and unaffected by the accident.



Photo 7 shows the condition of the front right tyre of the Garbage Truck, which was observed to be in serviceable condition with remaining tread depth of approximately 9.8mm. The tyre, which was wrapped around standard steel wheel rim, was also observed to be sufficiently inflated for vehicular operation. There was no tear, cut or burst mark(s) on the outer and the inner sidewalls as well as across the tread of the 6 tyres that were fitted on the Garbage Truck.



Photo 8 shows the condition of the rear right tyre of the Garbage Truck, which was observed to be in serviceable condition with remaining tread depth of approximately 9.4mm. The tyre, which was wrapped around standard steel wheel rim, was also observed to be sufficiently inflated for vehicular operation.



Photo 9 shows the condition of the rear left tyres of the Garbage Truck, which was observed to be in serviceable condition with remaining tread depth of approximately 12.8mm. The tyres, which were wrapped around standard steel wheel rim, were also observed to be sufficiently inflated for vehicular operation. There was also no damage found on all 6 steel wheel rims of the Garbage Truck.



Photo 10 shows the condition of the front left tyres of the Garbage Truck, which were observed to be in serviceable condition with remaining tread depth of approximately 10.5mm. There was also no tear, cut or burst mark(s) on the outer and the inner sidewalls as well as across the tread of the 6 tyres that were fitted on the Garbage Truck.

Electric motor Compartment & Operating Fluids

8. Upon examination of the Garbage Truck's electric motor compartment, I had observed all the parts and components inside the electric motor compartment to be intact and unaffected by the accident. I have observed that the, the brake fluid, power steering fluid and electric motor coolant were all found to be of sufficient level for operating purposes. Visually, there was also no contamination found to these fluids.
9. Further examination of the electric motor compartment revealed, there was no sign(s) or indication(s) of fresh fluid leakage and/or fluid stain within the electric motor compartment of the Garbage Truck.
10. My subsequent checks on the underside of the Garbage Truck also revealed no fluid stain. Visually, the various undercarriage components of the Garbage Truck were all observed to be intact and without any visible damage. See photo 11 – 15 below.



Photo 11 shows a general view of the Garbage Truck's electric motor compartment, which was accessed by lifting the front cabin of the Garbage Truck. The various parts and components inside the electric motor compartment were unaffected by the accident. There was also no sign(s) or indication(s) of fresh fluid leakage and/or fluid stain within the electric motor compartment



Photo 12 shows the air in the air brake cylinders of the Garbage Truck at the time of my inspection. The air in the cylinder was observed to be of sufficient level (arrowed) & serviceable at the time of the accident.



Photo 13 shows the electric motor coolant reservoir of the Garbage Truck at the time of my inspection. The electric motor coolant was observed to be of sufficient level (arrowed) and without any visible contamination.



Photo 14 shows the power steering fluid reservoir of the Garbage Truck at the time of my inspection. The power steering fluid was observed to be of sufficient level (arrowed) and without any visible contamination.



Photo 15 shows the undercarriage of the Garbage Truck, at the area where the electric motor housing located. I did not find any sign(s) or indication(s) of fluid leak, however old fluid stain(s) was observed on the underside of the Garbage Truck.

Steering System & Braking System

11. Static brake tests conducted on the Garbage Truck revealed no abnormality. The air brake booster had responded well to the various tests conducted. There was also no abnormal movement of the brake pedal when it was depressed. In general, the static brake tests had suggested that there was no internal leakage of pressure/vacuum in the braking system of the Garbage Truck. The braking system of the Garbage Truck was likely to be in serviceable condition at the material time. This was also taking into consideration that the air brake was of sufficient level, and also that there was no sign(s) of air leakage along the brake hoses, brake pipes and air cylinders.
12. Static test on the steering system of the Garbage Truck also revealed no abnormality to the steering system. I did not experience any abnormal free play and/or other resistance when turning the steering wheel left and right to full lock positions. My visual examination of the various steering components which had included the rack and pinion, tie rods, tie rod ends and ball joints had revealed that these components were all generally in good condition. See photo 16 - 24 below.



Photo 16 shows the brake pipe (arrowed) at the rear right wheel of the Garbage Truck. I did not observe any leakage of brake fluid at the time of my inspection of the Garbage Truck. My static tests of the Garbage Truck's braking system, along with my visual examination of the various mechanical components in the braking system, had indicated that there was no internal leakage of pressure/vacuum. Hence the braking system of the Garbage Truck was likely to be in serviceable condition at the material time of accident.



Photo 17 shows the brake pipe (arrowed) at the rear left wheel of the Garbage Truck. I did not observe any leakage of brake fluid at the time of my inspection of the Garbage Truck. My static tests of the Garbage Truck's braking system, along with my visual examination of the various mechanical components in the braking system, had indicated that there was no internal leakage of pressure/vacuum. Hence the braking system of the Garbage Truck was likely to be in serviceable condition at the material time of accident.



Photo 18 shows the brake pipe (arrowed) at the front right wheel of the Garbage Truck. I did not observe any leakage of brake fluid at the time of my inspection of the Garbage Truck. My static tests of the Garbage Truck's braking system, along with my visual examination of the various mechanical components in the braking system, had indicated that there was no internal leakage of pressure/vacuum. Hence the braking system of the Garbage Truck was likely to be in serviceable condition at the material time of accident.




Photo 19 shows the brake pipe (arrowed) at the front left wheel of the Garbage Truck. I did not observe any leakage of brake fluid at the time of my inspection of the Garbage Truck. My static tests of the Garbage Truck's braking system, along with my visual examination of the various mechanical components in the braking system had indicated that there was no internal leakage of pressure/vacuum. Hence the braking system of the Garbage Truck was likely to be in serviceable condition at the material time of accident.

51 UBI AVE 1, #01-25 PAYA UBI INDUSTRIAL PARK, SINGAPORE 408933 TEL : (065) 62563561 FAX : (065) 67414108



Photo 20 shows the air brake cylinders (arrowed) at the undercarriage of the Garbage Truck. I did not observe any leakage of air brake fluid at the time of my inspection of the Garbage Truck. My static tests of the Garbage Truck's braking system, along with my visual examination of the various mechanical components in the braking system had indicated that there was no internal leakage of pressure/vacuum. Hence the braking system of the Garbage Truck was likely to be in serviceable condition at the material time of accident.



Photo 21 shows the various undercarriage components at the front right wheel of the Garbage Truck, in particular the steering tie rod end (arrowed). The various steering components were all found to be intact, suggesting that the steering system of the Garbage Truck was likely to be in serviceable condition at the material time of accident. There was also no sign of fluid stain(s) observed on the various undercarriage components.



Photo 22 shows the various undercarriage components at the front left wheel of the Garbage Truck, in particular the steering tie rod end (arrowed). The various undercarriage components of the Garbage Truck were all found to be intact without any visible damage. There was also no sign of fluid stain(s) observed on the various undercarriage components.




Photo 23 shows the steering box component (arrowed) at the undercarriage of the Garbage Truck was found to be intact without any visible damage. There was also no sign of fluid stain(s) observed on the various undercarriage components.



Photo 24 shows the front right wheel of the Garbage Truck turned to its full left. During my steering system test, I did not experience any abnormal free play and/or resistance when I had turned the steering wheel towards full left and full right. This would suggest that the steering system of the Garbage Truck was likely to be in serviceable condition at the material time of accident.

Electronic Safety / Warning Indicators

13. The Garbage Truck's automatic self-test of the functionality of its electronic operating systems like the Anti-Lock Brake System (ABS) and Anti-Slip Regulation (ASR) during cranking of the electric motor had indicated that the system were in working condition and without abnormality. This can be established from the warning lights disappearing from the instrument panel after the self-test. See photo 25 & 26 below.



Photo 25 shows the warning light for Anti-Lock Brake System (ABS) and Anti-Slip Regulation (ASR) (arrowed) appearing on the instrument panel of the Garbage Truck during the self-test of its various electronic operating panel systems when its electric motor was cranked.



Photo 26 shows no warning lights illuminated on the instrument panel of the Garbage Truck after the electric motor was cranked. This would suggest that there was no abnormality to the electronic operating system of the Garbage Truck, like the ABS, ASR and etc.

Seat Belts

14. The Front right and front left seat belts of the "Garbage Truck" were tested and all the seat belts were able to be fastened securely into the respective pre-tensioners that were fitted at the sides of each seat.

Operational Behaviour of the Garbage Truck

15. A short operational test to the Garbage Truck, to primarily determine whether there was any abnormality to its various operating systems like its electric motor system, its transmission system, steering system and braking system was subsequently carried out. The test was conducted by driving the Garbage Truck forward, stopping, before reversing and coming to a stop again.
16. During the operational test, the various transmission gears of the Garbage Truck were able to be engaged without any difficulty by stepping on the clutch pedal and manually shifting the gear lever. There were no abnormal sounds heard and/or abnormal behaviour of the Garbage Truck's electric motor system. It was able to move forward and backward normally. The braking system was also found to be in working condition as the Garbage Truck was able to slow down and come to a complete stop upon depressing of the brake pedal. See photo 2 & 24.

Conclusion

17. From my physical inspection of the Garbage Truck, it appears that its electric motor system, steering system, braking system and transmission system were all in serviceable condition. I did not find any evidence(s) to suggest that there was possible mechanical failure to the Garbage Truck that may have caused and/or contributed to the accident. This is also taking into consideration that the operational test of the Garbage Truck, which I had conducted, did not produce any sign(s) or symptom(s) to suggest that there was any abnormality to its various operating systems.

18. The 2 front tyres, 4 rear tyres fitted on the Garbage Truck were also found to be in serviceable condition. I did not find any tear, cut or burst mark(s) on the outer and the inner sidewalls as well as across the tread of the Garbage Truck 6 tyres. The 6 tyres of the Garbage Truck were also observed to be sufficiently inflated for vehicular operation with remaining tread depth of approximately 9.4mm – 12.8mm.



Sherwin Beh

Technical Investigator



Ang Bryan Tani

AMSOE, AMIRTE, AFF SAE, M.MATAI, AFF.Inst.AEA

Senior Technical Investigator

Technical Investigation & Reconstructionist (SAE-A)

DISCLAIMER OF LIABILITY TO THIRD PARTIES:- This Report is made solely for the use and benefit of the Client named on the front page of this Report. No liability or responsibility whatsoever, in contract or tort, is accepted to any third party who may rely on the Report wholly or in part. Any third party acting or relying on this Report, in whole or in part, does so at his or her own risk.