

You're Ref: TP/IP/55223/2021
Our Ref: CI/TPD21013038/P

13th January 2022

General Investigation Team

Traffic Police Department
Singapore Police Force
10 Ubi Avenue 3
Singapore 408865

MECHANICAL INSPECTION REPORT OF MOTOR CAR SLU 5290T

1. I refer to your request on 22nd December 2021 to conduct a physical inspection of a Motor Car bearing registration number SLU 5290T (herein referred to as "**Motor Car**"), which was involved in a road traffic accident on 20th November 2021.
2. The objective of the inspection is to determine if there was any possible mechanical failure to the Motor Car that may have contributed to the accident.
3. Following the request, I had carried out a physical inspection of the Motor Car on 12th January 2022 at the premises of Traffic Police vehicle pound, 517 Airport Road Singapore 539942. I now set out below my observations and comments with respect to this inspection.

General Condition

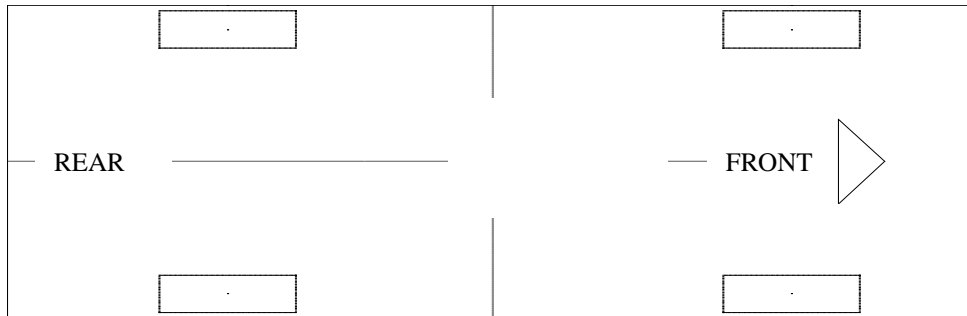
4. The mileage of the Motor Car at the time of my inspection was 19,008km.
5. The Motor Car was observed to have sustained damage at its left and rear portion. Its left side skirt and its rear bumper were amongst the body parts that were damaged as a result of the accident.

Tyres and Wheel Rims

6. The left front and rear tyres was observed to be cut and deflated as a result of the accident. The right left and right tyre of the Motor Car's 2 tyres was observed to be in serviceable condition. I did not find any tear, cut or burst mark(s) on the outer and the inner sidewalls as well as across the tread of the 2 tyres. The 2 tyres were also observed to be sufficiently inflated for vehicular operation. At the time of inspection, a new set of left front and rear tyres was fitted onto the Motor Car for towing purposes. The tyre brand, tyre size and remaining tread depth of the 4 tyres were recorded as follows:-

Solus 195/65R16 (5.9mm) (Cut & deflated)

Solus 195/65R16 (6mm) (Cut & deflated)



Solus 195/65R16 (5.7mm)

Solus 195/65R16 (6.7mm)

7. The 2 left front and rear tyres were observed cut and deflated. However, the other right front and rear tyres was observed to be wrapped around standard alloy wheel rims that were found to be without any damage. See photo 1 – 13 below.



Photo 1 shows the mileage of the Motor Car at the time of my inspection. The mileage observed was 19,008km.



Photo 2 shows a general view of the Motor Car's left body at the time of my inspection. The Motor Car was observed to have sustained damage at its left and rear portion. Its left side skirt and its rear bumper were amongst the body parts that were damaged as a result of the accident.



Photo 3 shows a close up view of the Motor Car's left body at the time of my inspection. The Motor Car was observed to have sustained damage at its left and rear portion. Its left side skirt (circled) were amongst the body parts that were damaged as a result of the accident.



Photo 4 shows a general view of the Motor Car's rear body at the time of my inspection. The Motor Car was observed to have sustained damage at its left and rear portion. Its rear bumper were amongst the body parts that were damaged as a result of the accident.



Photo 5 shows a close up view of the Motor Car's rear body at the time of my inspection. The Motor Car was observed to have sustained damage at its left and rear portion. Its rear bumper (circled) were amongst the body parts that were damaged as a result of the accident.



Photo 6 shows a general view of the Motor Car's front body at the time of my inspection. The front portion of the Motor Car was observed to have been unaffected by the accident.



Photo 7 shows a general view of the Motor Car's right body at the time of my inspection. The right portion of the Motor Car was observed to have been unaffected by the accident.



Photo 8 shows the condition of the front right tyre of the Motor Car, which was observed to be in serviceable condition with remaining tread depth of approximately 6.7mm. The tyre was sufficiently inflated for vehicular operation with no tear, cut or burst mark(s) on the outer and the inner sidewalls as well as across the tread. The 2 tyres of the Motor Car were wrapped around standard steel wheel rims without any damage.




Photo 9 shows the condition of the rear right tyre of the Motor Car, which was observed to be in serviceable condition with remaining tread depth of approximately 5.7mm. The tyre was also observed to be sufficiently inflated for vehicular operation with no tear, cut or burst mark(s).



Photo 10 shows the general view and the condition of the rear left tyre of the Motor Car, which was observed to be in unserviceable condition with remaining tread depth of approximately 5.9mm. The tyre, was cut and deflated as a result of the accident.



Photo 11 shows close up view and the condition of the rear left tyre of the Motor Car, which was observed to be in unserviceable condition with remaining tread depth of approximately 5.9mm. The tyre was cut and deflated (circled) as a result of the accident.



Photo 12 shows the general view and the condition of the front left tyre of the Motor Car, which was observed to be in serviceable condition with remaining tread depth of approximately 6mm. There was also no tear, cut or burst mark(s) on the outer and the inner sidewalls as well as across the tread of the Motor Car's 4 tyres.



Photo 13 shows close up view and the condition of the rear left tyre of the Motor Car, which was observed to be in unserviceable condition with remaining tread depth of approximately 6mm. The tyre was cut and deflated (circled) as a result of the accident.

Engine Compartment & Operating Fluids

8. Upon examination of the engine compartment of the Motor Car, I had observed all the parts and components inside the engine compartment to be intact and unaffected by the accident. The brake fluid, engine oil and engine coolant were all found to be of sufficient level for operating purposes. Visually, there was also no contamination found to these fluids.
9. Further examination of the engine compartment revealed no sign(s) or indication(s) of fluid leakage and/or fluid stain within the engine compartment of the Motor Car.
10. My subsequent checks on the underside of the Motor Car also revealed no sign(s) or indication(s) of fluid leak and/or fluid stain(s). Visually, the various undercarriage components of the Motor Car were all observed to be intact and without any visible damage. See photo 14 – 19 below.



Photo 14 shows a general view of the Motor Car's engine compartment. The various parts and components inside the engine compartment were unaffected by the accident. There was also no sign(s) or indication(s) of fluid leakage and/or fluid stain within the engine compartment.



Photo 15 shows the brake fluid reservoir of the Motor Car at the time of my inspection. The brake fluid was observed to be of sufficient level (arrowed) and without any visible contamination.



Photo 16 shows checks being carried out to the engine coolant of the Motor Car at the time of my inspection. The engine coolant was observed to be of sufficient level (arrowed) and without any visible contamination.



Photo 17 shows the engine oil dipstick of the Motor Car at the time of my inspection. The engine oil was observed to be of sufficient level and without any visible contamination.



Photo 18 shows the power steering fluid dipstick of the Motor Car at the time of my inspection. The steering fluid was observed to be of sufficient level and without any visible contamination.



Photo 19 shows the undercarriage of the Motor Car, at the area where the engine housing and transmission housing are located. I did not find any sign(s) or indication(s) of fluid leak and/or fluid stain(s) on the underside of the Motor Car.

Braking System & Steering System

11. Static brake tests conducted on the Motor Car revealed no abnormality. The brake booster had responded well to the various tests conducted. There was also no abnormal movement of the brake pedal when it was depressed. In general, the static brake tests had suggested that there was no internal leakage of pressure/vacuum in the braking system of the Motor Car. The braking system of the Motor Car was likely to be in serviceable condition at the material time. This was taking into consideration that the brake fluid was of sufficient level, and also that there was no sign(s) of brake fluid leakage along the brake hoses and brake pipes.
12. Static test on the steering system of the Motor Car also revealed no abnormality to the steering system. I did not experience any abnormal free play and/or other resistance when turning the steering wheel left and right to full lock positions. My visual examination of the various steering components which had included the steering rack and pinion, tie rods, tie rod ends and ball joints revealed that these components were all generally in good condition. However, observed that the rear left lower arm was damaged as a result of the accident. See photo 20 - 28 below.




Photo 20 shows the brake hose/pipe (arrowed) at the rear right wheel of the Motor Car. No leakage of brake fluid was observed. Visual examination of the various components of the braking system like the drum brake, brake booster, brake pedal etc. had revealed all to be intact and without visible damage.




Photo 21 shows the brake hose/pipe (arrowed) at the rear left wheel of the Motor Car. I did not observe any leakage of brake fluid at the time of my inspection of the Motor Car. Static tests of the Motor Car's braking system had indicated that there was no internal leakage of pressure/vacuum. The undercarriage components of the Motor Car were also all found to be intact and without any visible damage.



Photo 22 shows the lower arm (circled) at the rear left wheel of the Motor Car. It was observed to sustained damages as a result of the accident at the time of my inspection.



Photo 23 shows the brake hose/pipe (arrowed) at the front right wheel of the Motor Car. I did not observe any leakage of brake fluid at the time of my inspection of the Motor Car. Static tests of the Motor Car's braking system had indicated that there was no internal leakage of pressure/vacuum. The undercarriage components of the Motor Car were also all found to be intact and without any visible damage.




Photo 24 shows the brake hose/pipe (arrowed) at the front left wheel of the Motor Car. No leakage of brake fluid was observed. Visual examination of the various components of the braking system like the brake caliper (circled), brake booster, brake pedal etc had revealed all to be intact and without visible damage.



Photo 25 shows the front right wheel of the Motor Car turned to its full left. During my steering system test, I did not experience any abnormal free play and/or resistance when I had turned the steering wheel towards the left and right. This would suggest that the steering system of the Motor Car was likely to be in serviceable condition at the material time of accident.



Photo 26 shows the various undercarriage components at the front right wheel of the Motor Car, in particular the steering tie rod (arrowed). The various steering components were all found to be intact, suggesting that the steering system of the Motor Car was likely to be in serviceable condition at the material time of accident. There was also no sign of fluid stain observed on the various undercarriage components at the front right wheel of the Motor Car.



Photo 27 shows the various undercarriage components at the front left wheel of the Motor Car, which had included the steering tie rod (arrowed). The various undercarriage components of the Motor Car were all found to be intact without any visible damage.




Photo 28 shows the various undercarriage components at the rear right wheel of the Motor Car, in particular the drive shaft (arrowed). The various steering components were all found to be intact, suggesting that the steering system of the Motor Car was likely to be in serviceable condition at the material time of accident. There was also no sign of fluid stain observed on the various undercarriage components at the rear right wheel of the Motor Car.

Electronic Safety / Warning Indicators

13. The Motor Car 's automatic self-test of the functionality of its electronic operating systems like the Anti-Lock Brake System (ABS) and Supplemental Restraint System (SRS) during cranking of the engine had indicated that the system were in working condition and without abnormality. This can be established from the warning lights disappearing from the instrument panel after the self-test. See photo 29 & 30 below.



Photo 29 shows the warning light for Anti-Lock Brake System (ABS and Supplemental Restraint System (SRS) (arrowed) appearing on the instrument panel of the Motor Car during the self-test of its various electronic operating systems when its engine was cranked.



Photo 30 shows no warning lights illuminated on the instrument panel of the Motor Car after the engine was cranked. This would suggest that there was no abnormality to the electronic operating system of the Motor Car, like the ABS and SRS etc.

Seat Belts

14. The Front right, front left, rear right and rear left seat belts of the "Motor Car" were tested and all the seat belts were able to be fastened securely into the respective pre-tensioners that were fitted at the sides of each seat.

Operational Behaviour of the Motor Car

15. A short operational test of the Motor Car, to primarily determine whether there was any abnormality to its various operating systems like its engine system, its transmission system, steering system and braking system was subsequently carried out. The test was conducted by driving the Motor Car forward, stopping, before reversing and coming to a stop again.
16. During the operational test, the transmission system of the Motor Car was able to be shifted to drive mode and reverse mode without any difficulty. There was no abnormal sounds heard and/or abnormal behaviour of the Motor Car's engine system. It was able to move forward and backward normally. The braking system was also found to be in working condition as the Motor Car was able to slow down and come to a complete stop upon depressing of the brake pedal. (Refer to photo 2 & 25)

Conclusion

17. From my physical inspection of the Motor Car, it appears that its engine system, transmission system, steering system and braking system were all in serviceable condition. I did not find any evidence(s) to suggest that there was possible mechanical failure and/or abnormal behaviour to the Motor Car that may have caused and/or contributed to the accident.
18. A short operational test of the Motor Car, which I had conducted, did not produce any sign(s) or symptom(s) to suggest that there was any abnormality to its engine system, its transmission system and braking system.

19. The left front and rear tyres was observed to be cut and deflated as a result of the accident. The right left and right tyre of the Motor Car's 2 tyres was observed to be in serviceable condition. I did not find any tear, cut or burst mark(s) on the outer and the inner sidewalls as well as across the tread of the 2 tyres. The 2 tyres were also observed to be sufficiently inflated for vehicular operation. At the time of inspection, a new set of left front and rear tyres was fitted onto the Motor Car for towing purposes with remaining tread depth of approximately 5.7mm to 6.7mm.



Sherwin Beh
Technical Investigator



Ang Bryan Tani
AMSOE, AMIRTE, AFF SAE, M.MATAI, AFF.Inst.AEA
Senior Technical Investigator
Technical Investigation & Reconstructionist (SAE-A)

DISCLAIMER OF LIABILITY TO THIRD PARTIES: - This Report is made solely for the use and benefit of the Client named on the front page of this Report. No liability or responsibility whatsoever, in contract or tort, is accepted to any third party who may rely on the Report wholly or in part. Any third party acting or relying on this Report, in whole or in part does so at his or her own risk.