

Your Ref: BMW 530e  
(chassis number WBAJA92080CE05590)  
Our Ref : CI/TP21010654/D

17 October 2021

**ST Powered Motoring Pte Ltd**  
128 Woodlands Industrial Park E5  
Singapore 757851

**INSPECTION REPORT OF AN UNREGISTERED BMW 530e MOTOR CAR  
WITH CHASSIS NUMBER WBAJA92080CE05590**

1. I refer to your request on 13 September 2021 to conduct a physical inspection of an unregistered BMW 530e motor car bearing chassis number WBAJA92080CE05590 (herein referred to as "**Motor Car**").
2. The purpose of this inspection is to primarily determine: -
  - a) the general road worthiness of the Motor Car, whether there is any possible mechanical problem(s) and/or operational issue(s) to the various operating systems of the Motor Car;
  - b) whether there was any work (repair) done to the chassis/structural body of the Motor Car, and if yes, whether all major components, welding and critical points of the Motor Car has been properly restored.

**Damage to the Motor Car**

3. The photographs provided to me had showed damage to the Motor Car's rear left portion and rear right portion. Body parts damaged at the rear left portion include the rear bumper, rear left fender and rear left taillamp amongst others. As for the rear right portion, I had observed damage to the Motor Car's rear right fender and rear right door amongst others.
4. The orientation of the Motor Car's rear wheels indicate damage to the rear undercarriage parts of the Motor Car. The rear lower arms, rear shock absorbers, rear knuckle arms, rear upper arms and rear driveshafts are undercarriage parts that may possibly be damaged. The Motor Car's rear right tyre was also observed to be punctured.
5. No physical damage was observed to other areas of the Motor Car. The airbags were not deployed, as seen from the photographs that were provided to me. See photo 1 – 4 below.



**Photo 1** shows the front right body of the Motor Car (photograph provided to me). The Motor Car was observed to have sustained damage to its rear right portion (circled). Body parts damaged include the rear right fender and rear right door. The orientation of the rear right wheel (arrowed) and rear left wheel (refer to photograph 3 below) suggest damage to the rear undercarriage parts of the Motor Car.



**Photo 2** shows the rear right body of the Motor Car (photograph provided to me). The Motor Car was observed to have sustained damage to its rear right portion (circled). Body parts damaged include the rear right fender and rear right door. The orientation of the rear right wheel (arrowed) and rear left wheel (refer to photograph 4 below) suggest damage to the rear undercarriage parts of the Motor Car. The rear right tyre was also observed to be punctured.



**Photo 3** shows the front left body of the Motor Car (photograph provided to me). No physical damage was observed to the frontal portion of the Motor Car. The orientation of the rear left wheel (arrowed) and rear right wheel (refer to photograph 1 above) suggest damage to the rear undercarriage parts of the Motor Car.



**Photo 4** shows the rear left body of the Motor Car (photograph provided to me). Apart from the rear right portion, the Motor Car had also sustained damage to its rear left portion. The rear bumper, rear left fender, and rear left taillamp were amongst the body parts that were observed to have been damaged. The orientation of the rear left wheel (arrowed) and rear right wheel (refer to photograph 2 above) suggest damage to the rear undercarriage parts of the Motor Car.

## Inspection of the Motor Car

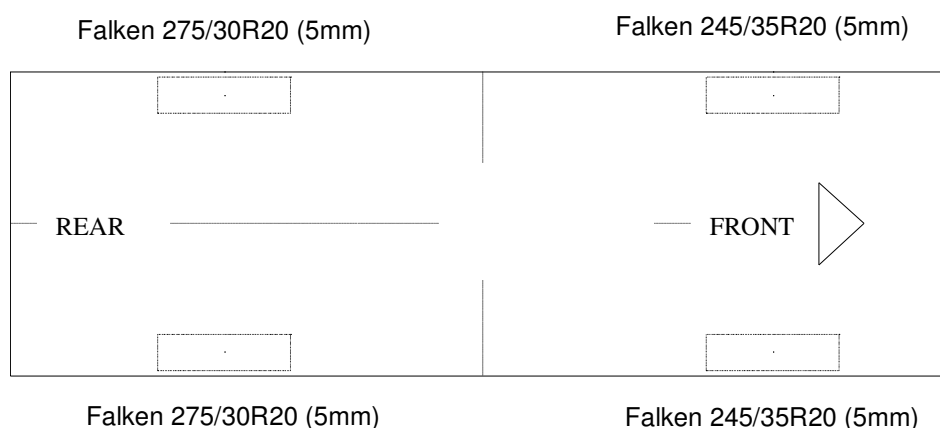
6. Following the request, I had carried out a physical inspection of the Motor Car on 16 September 2021 at the premises of 128 Woodlands Industrial Park E5, Singapore 757851. I also conducted a short test drive of the Motor Car during this inspection. My observations and comments with respect to this inspection and test drive are set out below.
7. The mileage of the Motor Car recorded at the time of my inspection was 10,114km. The Motor Car was also hoisted up during the inspection to facilitate my examination of its undercarriage.

## Exterior Condition

8. The Motor Car was observed to be in a relatively good general condition with no loose exterior fittings observed.

## Tyres and Wheel Rims

9. It was fitted with 20inch sport wheel rims that were wrapped with tyres that were observed to be of serviceable condition. The tyres were also sufficiently inflated for vehicular operation. The tyre brand, tyre size and approximate remaining tread depth of the 4 tyres of the Motor Car were recorded as follows: -



## Body Panels (Detachable & Non-detachable)

10. The detachable body panels of the Motor Car like the front fenders, front bumper, rear bumper, doors, bonnet and rear bootlid amongst others were all found to be fitted securely.



11. Checks on the non-detachable body panels like the rear fenders, floorboard, roof panel, pillars and rocker panels amongst others, revealed that these body panels were spot welded onto the chassis/structural body of the Motor Car. The original factory sealant at the joints of the non-detachable body panels was all untouched indicating no replacement of the non-detachable body panels was carried out; and that these body panels were all originally fitted.

### **Chassis/Structural Body**

12. Visually, I did not find any weld marks, other than the original spot weld marks, on the chassis/structural body of the Motor Car. The original factory sealant at the joints along the chassis/structural body was also untouched, again indicating that no replacement of the chassis/structural body was carried out; and that the chassis/structural body was originally fitted.

### **Interior Compartment (Seats)**

13. The seats of the Motor Car were found to be secured to the floorboard of the Motor Car via seat rails bolted onto the floorboard. Retractable seat belt reels and pre-tensioners were fitted on all seats of the Motor Car. The seat belts were tested and were able to be fastened securely into the respective pre-tensioners that were fixed to the side of all the seats.

### **Electronic Safety Features**

14. The Motor Car's automatic self-test of the functionality of its various electronic safety features like the Anti-Lock Brake System (ABS), Supplemental Restraint System (SRS), Integral Active Steering (IAS), Tyre Pressure Monitor (TPM) and Dynamic Stability Control (DSC) during cranking of the engine had indicated that these electronic systems were in working condition. This was determined from the respective warning lights disappearing from the instrument panel after the self-test.

### **Engine Compartment & Operating Fluids**

15. My examination of the engine compartment of the Motor Car revealed that the various parts and components inside the engine compartment were all intact and properly fitted. The engine oil, brake fluid and engine coolant were all found to be of sufficient level for operating purposes. Visually, there was also no contamination found to these fluids.

16. My checks on the underside of the Motor Car revealed no sign(s) or indication(s) of fluid leakage and/or fluid stain(s). The engine block and automatic transmission assembly were both secured properly. All undercarriage components of the Motor Car were also observed to be intact and secured in an appropriate manner.

### **Steering System & Braking System**

17. Static brake tests conducted on the Motor Car revealed no abnormality. The brake booster had responded well to the various tests conducted. There was also no abnormal movement of the brake pedal when it was depressed. The brake hoses and brake pipes were all intact with no leakage found. In general, the static brake tests had suggested that there was no internal leakage of pressure/vacuum in the braking system of the Motor Car and that the braking system is in serviceable condition.
18. Static test on the steering system of the Motor Car also revealed no abnormality to the steering system. I did not experience any abnormal free play and/or other resistance when turning the steering wheel left and right to full lock positions. My visual examination of the various steering components which had included the rack and pinion, tie rods, tie rod ends, and ball joints revealed that these components were all generally in good condition.

### **Test Drive of the Motor Car**

19. I subsequently conducted a short test drive of the Motor Car to operationally determine if there was any possible mechanical problem(s) to the various operating systems of the Motor Car. The test drive was carried out along the arterial roads surrounding 128 Woodlands Industrial Park E5, where I was able to make multiple right turns and left turns; travel over road humps; left bend and right bend; upslope and downslope.
20. During this test drive, the general performance, stability, braking and handling of the Motor Car were satisfactory. No abnormal sound(s) was heard when executing left turns and right turns or when the Motor Car was going over road humps.
21. Operationally, I did not find any abnormal behaviour of the steering system and braking system. The Motor Car had responded well to my steering input and was able to come to a complete stop effectively during braking. The mileage of the Motor Car at the end of the test drive was 10,118km.

## Conclusion

22. Basing on my physical inspection of the Motor Car, I am of the view that the overall general condition of the Motor Car was relatively good as at the time of my inspection. There was no sign(s) or indication(s) of any work (repair) done to the chassis/structural body of the Motor Car. There was also no sign(s) or indication(s) of fluid leak and/or fluid stain found.
23. The body parts at the rear left portion and rear right portion as well as the undercarriage parts at the rear of the Motor Car were visually examined and it was noted that the repair/restoration works carried out to the damaged area of the Motor Car (refer to photograph 2 & 4 above) were reasonably adequate and in order.
24. My test drive of the Motor Car revealed no evidence to suggest possible mechanical problem(s) to the Motor Car. I did not experience any abnormal behaviour and/or sound(s) from the various operating systems of the Motor Car. The general performance, stability, braking and handling of the Motor Car were satisfactory throughout the Motor Car's short test drive. In general, I had found the Motor Car to be of road worthy condition. See photo 5 – 32 below taken at the time of my inspection.



**Photo 5** shows a general view of the rear left body of the Motor Car at the time of my inspection. The Motor Car was observed to be in a relatively good general condition with no loose exterior fittings observed. The body parts at the rear left portion of the Motor Car were visually examined and it was observed that the repair/restoration works carried out to the damaged area of the Motor Car (refer to photograph 4 above) were reasonably adequate and in order.



**Photo 6** shows a closer view of the Motor Car's rear bumper, rear bumper lower cover, rear bumper left reflector and rear left taillamp. The body parts at the rear left portion of the Motor Car were visually examined and it was observed that the repair/restoration works carried out to the damaged area of the Motor Car (refer to photograph 4 above) were reasonably adequate and in order.



**Photo 7** shows a closer view of the Motor Car's rear bumper, rear left taillamp and rear left fender. The body parts at the rear left portion of the Motor Car were visually examined and it was observed that the repair/restoration works carried out to the damaged area of the Motor Car (refer to photograph 4 above) were reasonably adequate and in order.





**Photo 8** shows a general view of the rear right body of the Motor Car at the time of my inspection. The Motor Car was observed to be in a relatively good general condition with no loose exterior fittings observed. The body parts at the rear right portion of the Motor Car were visually examined and it was observed that the repair/restoration works carried out to the damaged area of the Motor Car (refer to photograph 1 & 2 above) were reasonably adequate and in order.



**Photo 9** shows a closer view of the Motor Car's rear right wheel, rear right fender and rear right door. The body parts at the rear right portion of the Motor Car were visually examined and it was observed that the repair/restoration works carried out to the damaged area of the Motor Car (refer to photograph 1 & 2 above) were reasonably adequate and in order.



**Photo 10** shows a general view of the front right body of the Motor Car at the time of my inspection. The Motor Car was observed to be in a relatively good general condition with no loose exterior fittings observed. The mileage of the Motor Car recorded at the time of my inspection was 10,114km.



**Photo 11** shows a general view of the front left body of the Motor Car at the time of my inspection. The Motor Car was observed to be in a relatively good general condition with no loose exterior fittings observed. The mileage of the Motor Car recorded at the time of my inspection was 10,114km.





**Photo 12** shows the charging socket and charging socket cover of the Motor Car. The charging socket pins were observed to be undamaged.



**Photo 13** shows the chassis number of the Motor Car. The chassis number recorded was WBAJA92080CE05590.



**Photo 14** shows a general view of the engine compartment of the Motor Car at the time of my inspection. The various parts and components inside the engine compartment were all observed to be intact and properly fitted. There was also no sign(s) or indication(s) of fluid leak and/or fluid stain found inside the engine compartment.



**Photo 15** shows a general view of the electric motor that was fitted in the engine compartment of the Motor Car. The cable connections were checked and found to be securely fitted into the respective connectors. The electric cables connecting the electric motor to the electric battery, located at the underside centre (refer to photograph 27 below), were securely fitted into the respective connectors and protected by dust covers.





**Photo 16** shows the interior compartment of the Motor Car at the time of my inspection. The various parts and components, trims, carpet and upholstery inside the interior compartment were all observed to be intact and properly fitted.



**Photo 17** shows the rear seats of the Motor Car. All the seats of the Motor Car were secured via seat rails to the floorboard. They were also fitted with a retractable seat belt reel and a pre-tensioner. The seat belts (arrowed) were tested and were able to be fastened into the respective pre-tensions that were fitted on the side of each individual seat.



**Photo 18** shows the warning lights for the various electronic safety features appearing on the instrument panel of the Motor Car during its self-test when the engine is cranked, in particular the ABS, SRS, IAS, TPM and DSC lights (arrowed).



**Photo 19** shows the respective warning lights no longer illuminated, indicating that there is no fault detected to the ABS, SRS, IAS, TPM and DSC systems of the Motor Car during the self-test. These electronic systems were hence in working condition at the time of my inspection.





**Photo 20** shows the Motor Car hoisted up for checks on its undercarriage. There was no sign(s) or indication(s) of fluid leakage and/or fluid stain(s) on the underside of the Motor Car. The undercarriage components of the Motor Car were also all observed to be intact and secured in an appropriate manner.



**Photo 21** shows the various undercarriage components at the front right wheel of the Motor Car. The mechanical components, control arms and linkages were all found to be intact and secured in an appropriate manner. I also did not observe any fluid leak and/or fluid stain on the underside of the Motor Car.



**Photo 22** shows the various undercarriage components at the front left wheel of the Motor Car. The mechanical components, control arms and linkages were all found to be intact and secured in an appropriate manner.



**Photo 23** shows the various undercarriage components at the rear left wheel of the Motor Car. The mechanical components, control arms and linkages were all found to be intact and secured in an appropriate manner.





**Photo 24** shows a general view of the control arms and linkages at the rear right wheel of the Motor Car. I did not observe any fluid leak and/or fluid stain on the underside of the Motor Car. All of the Motor Car's undercarriage components were observed to be intact and secured in an appropriate manner.



**Photo 25** shows a general view of the Motor Car's exhaust system (rear section). My examination of the Motor Car's exhaust system revealed no sign(s) or indication(s) of any cut or weld marks along its exhaust pipes (arrowed), on its centre resonator box, on its catalytic converter and on its rear muffler.




**Photo 26** shows a general view of the Motor Car's exhaust system (front section). My examination of the Motor Car's exhaust system revealed no sign(s) or indication(s) of any cut or weld marks along its exhaust pipes, on its centre resonator box (arrowed), on its catalytic converter and on its rear muffler.




**Photo 27** shows the Motor Car's electric battery (yellow arrow) that was fitted at the underside centre of the Motor Car. The cable connections (red arrow) were checked and found to be securely fitted into the respective connectors. The electric battery was also observed to be fitted securely. The electric cables connecting the electric motor within the engine compartment (refer to photograph 15 above) to the electric battery were securely fitted into the respective connectors and protected by dust covers.






**Photo 28** shows the chassis/structural body at the underside rear left of the Motor Car. I did not find any weld marks other than original spot weld marks (yellow arrow) on the chassis/structural body of the Motor Car. The original factory sealant (red arrow) at the joints along the chassis/structural body was also untouched, indicating no work was done on the chassis/structural body of the Motor Car and that the chassis/structural body was originally fitted.



**Photo 29** shows the chassis/structural body at the underside rear right of the Motor Car. The original factory sealant (arrowed) at the joints along the chassis/structural body was observed to be untouched. In general, I had found no work was carried out on the chassis/structural body of the Motor Car. The chassis/structural body of the Motor Car was originally fitted.



**Photo 30** shows the chassis/structural body at the underside front right of the Motor Car. The original factory sealant (arrowed) at the joints along the chassis/structural body was observed to be untouched. In general, I had found no work was carried out on the chassis/structural body of the Motor Car. The chassis/structural body of the Motor Ca was originally fitted.



**Photo 31** shows the chassis/structural body at the underside front left of the Motor Car. I did not find any weld marks other than original spot weld marks on the chassis/structural body of the Motor Car. The original factory sealant (arrowed) at the joints along the chassis/structural body was also untouched, indicating no work was done on the chassis/structural body of the Motor Car and that the chassis/structural body was originally fitted.





**Photo 32** shows the right side "A" pillar of the Motor Car. I did not find any weld marks other than original spot weld marks (arrowed) on the right side "A" pillar of the Motor Car which, indicates that there was no re-welding works carried out. In general, I had found all the non-detachable body panels of the Motor Car to be originally fitted at the time of my inspection.



**Photo 33** shows the right side "C" pillar of the Motor Car. I did not find any weld marks other than original spot weld marks (arrowed) on the right side "C" pillar of the Motor Car which, indicates that there was no re-welding works carried out. In general, I had found all the non-detachable body panels of the Motor Car to be originally fitted at the time of my inspection.



**Photo 34** shows the left side "C" pillar of the Motor Car. I did not find any weld marks other than original spot weld marks (arrowed) on the left side "C" pillar of the Motor Car which, indicates that there was no re-welding works carried out. In general, I had found all the non-detachable body panels of the Motor Car to be originally fitted at the time of my inspection.



**Ang Bryan Tani**

AMSOE, AMIRTE, AFF SAE, M.MATAI, AFF.Inst.AEA

Senior Technical Investigator

Technical Investigation & Accident Reconstructionist (SAE-A)

**DISCLAIMER OF LIABILITY TO THIRD PARTIES:-** This Report is made solely for the use and benefit of the Client named on the front page of this Report. No liability or responsibility whatsoever, in contract or tort, is accepted to any third party who may rely on the Report wholly or in part. Any third party acting or relying on this Report, in whole or in part, does so at his or her own risk.