

Your Ref: TP/IP/36003/2020
Our Ref : CI/TPD20011144/P

21th December 2020

General Investigation Team

Traffic Police Department
Singapore Police Force
10 Ubi Avenue 3
Singapore 408865

MECHANICAL INSPECTION REPORT OF MOTOR VAN QX 4820X

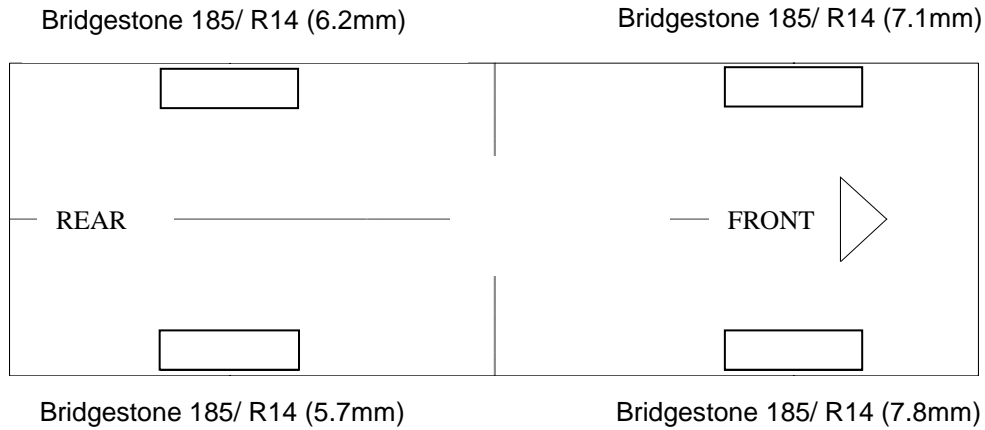
1. I refer to your request on 18th September 2020 to conduct a physical inspection of a Motor Van bearing registration number QX 4820X (herein referred to as "**Motor Van**"), which was involved in a road traffic accident.
2. The objective of this inspection is to determine if there was any possible mechanical failure to the Motor Van that may have contributed to the accident.
3. Following the request, I had carried out a physical inspection of the Motor Van on 21th December 2020 at the premises of Traffic Police vehicle pound, 517 Airport Road Singapore 539942. I now set out below my observations and comments with respect to this inspection.

General Condition

4. The mileage of the Motor Van at the time of my inspection was 201,352km.
5. The Motor Van was observed to have sustained damage at its left portion. Its left body panel were damaged as a result of the accident.

Tyres and Wheel Rims

6. The 4 tyres of the Motor Van were observed to be in serviceable condition and sufficiently inflated for vehicular operation. I did not find any tear, cut or burst mark(s) on the outer and the inner sidewalls as well as across the tread of the 4 tyres. The tyre brand, tyre size and remaining tread depth of the 4 tyres of the Motor Van were recorded as follows:-



7. The 4 tyres were observed to be wrapped around standard steel wheel rims that were found to be without any damage. See photo 1 – 10 below.




Photo 1 shows a general view of the instrument cluster of the Motor Van at the time of my inspection. The mileage of the Motor Van was 201,352km



Photo 2 shows a general view of the left body of the Motor Van left portion at the time of my inspection. It appeared to have sustained damage at its left portion. Its left body panel were damaged as a result of the accident.



Photo 3 shows a close up view of the left body of the Motor Van left portion at the time of my inspection. It appeared to have sustained damage at its left portion. Its left body panel (circled) were damaged as a result of the accident.

51 UBI AVE 1, #01-25 PAYA UBI INDUSTRIAL PARK, SINGAPORE 408933 TEL : (065) 62563561 FAX : (065) 67414108



Photo 4 shows a general view of the front portion of the Motor Van at the time of my inspection. The Motor Van was observed to be intact and unaffected by the accident.



Photo 5 shows a general view of the right body of the Motor Van at the time of my inspection. The Motor Van was observed to be intact and unaffected by the accident.



Photo 6 shows a general view of the rear body of the Motor Van at the time of my inspection. The Motor Van was observed to be intact and unaffected by the accident.



Photo 7 shows the condition of the front right tyre of the Motor Van, which was observed to be in serviceable condition with remaining tread depth of approximately 7.8mm. The tyre, which was wrapped around standard steel wheel rim, was also observed to be sufficiently inflated for vehicular operation. There was no tear, cut or burst mark(s) on the outer and the inner sidewalls as well as across the tread of the 4 tyres that were fitted on the Motor Van.



Photo 8 shows the condition of the rear right tyre of the Motor Van, which was observed to be in serviceable condition with remaining tread depth of approximately 5.7mm. The tyre, which was wrapped around standard steel wheel rim, it was observed to be sufficiently inflated for vehicular operation.



Photo 9 shows the condition of the rear left tyres of the Motor Van, which was observed to be in serviceable condition with remaining tread depth of approximately 6.2mm. The tyres, which were wrapped around standard steel wheel rim, were also observed to be sufficiently inflated for vehicular operation. There was also no damage found on all 4 steel wheel rims of the Motor Van.



Photo 10 shows the condition of the rear right tyres of the Motor Van, which were observed to be in serviceable condition with remaining, tread depth of approximately 7.1mm. There was also no tear, cut or burst mark(s) on the outer and the inner sidewalls as well as across the tread of the 4 tyres that were fitted on the Motor Van.

Engine Compartment & Operating Fluids

8. Upon examination of the Motor Van's engine compartment, I had observed all the parts and components inside the engine compartment to be intact and unaffected by the accident. The brake fluid, engine coolant, power steering fluid and engine oil were all found to be of sufficient level for operating purposes. Visually, there was also no contamination found to these fluids.
9. Further examination of the engine compartment revealed, there was no sign(s) or indication(s) of fresh fluid leakage and/or fluid stain within the engine compartment of the Motor Van.
10. My subsequent checks on the underside of the Motor Van also revealed no fluid stain. Visually, the various undercarriage components of the Motor Van were all observed to be intact and without any visible damage. See photo 11 – 16 below.



Photo 11 shows a general view of the Motor Van's engine compartment, which was accessed by lifting the front cabin of the Motor Van. The various parts and components inside the engine compartment were unaffected by the accident. There was also no sign(s) or indication(s) of fresh fluid leakage and/or fluid stain within the engine compartment



Photo 12 shows the brake fluid reservoir of the Motor Van at the time of my inspection. The brake fluid was observed to be of sufficient level (arrowed) and without any visible contamination.

51 UBI AVE 1, #01-25 PAYA UBI INDUSTRIAL PARK, SINGAPORE 408933 TEL : (065) 62563561 FAX : (065) 67414108



Photo 13 shows the engine coolant reservoir of the Motor Van at the time of my inspection. The engine coolant was observed to be of insufficient level (arrowed).



Photo 14 shows the engine oil dip stick of the Motor Van at the time of my inspection. The engine oil was observed to be of sufficient level and without any visible contamination.

51 UBI AVE 1, #01-25 PAYA UBI INDUSTRIAL PARK, SINGAPORE 408933 TEL : (065) 62563561 FAX : (065) 67414108




Photo 15 shows the power steering fluid dip stick of the Motor Van at the time of my inspection. The power steering fluid was observed to be of sufficient level and without any visible contamination.



Photo 16 shows the undercarriage of the Motor Van, at the area where the engine housing and transmission housing are located. . I did not find any sign(s) or indication(s) of fluid leak and/or fluid stain(s) on the underside of the Motor Van.

Steering System & Braking System

11. Static brake tests conducted on the Motor Van revealed no abnormality. The brake booster had responded well to the various tests conducted. There was also no abnormal movement of the brake pedal when it was depressed. In general, the static brake tests had suggested that there was no internal leakage of pressure/vacuum in the braking system of the Motor Van. The braking system of the Motor Van was likely to be in serviceable condition at the material time. This was also taking into consideration that the brake fluid was of sufficient level, and also that there was no sign(s) of brake fluid leakage along the brake hoses and brake pipes.
12. Static test on the steering system of the Motor Van also revealed no abnormality to the steering system. I did not experience any abnormal free play and/or other resistance when turning the steering wheel left and right to full lock positions. My visual examination of the various steering components which had included the rack and pinion, tie rods, tie rod ends and ball joints had revealed that these components were all generally in good condition. See photo 17 - 23 below.



Photo 17 shows the various undercarriage components at the front right wheel of the Motor Van, in particular the steering tie rod end (arrowed). The various steering components were all found to be intact, suggesting that the steering system of the Motor Van was likely to be in serviceable condition at the material time of accident. There was also no sign of fluid stain(s) observed on the various undercarriage components.




Photo 18 shows the various undercarriage components at the front left wheel of the Motor Van, in particular the steering tie rod end (arrowed). The various undercarriage components of the Motor Van were all found to be intact without any visible damage. There was also no sign of fluid stain(s) observed on the various undercarriage components.



Photo 19 shows the brake pipe (arrowed) at the rear right wheel of the Motor Van. I did not observe any leakage of brake fluid at the time of my inspection of the Motor Van. My static tests of the Motor Van's braking system, along with my visual examination of the various mechanical components in the braking system, had indicated that there was no internal leakage of pressure/vacuum. Hence the braking system of the Motor Van was likely to be in serviceable condition at the material time of accident.



Photo 20 shows the brake pipe (arrowed) at the rear left wheel of the Motor Van. I did not observe any leakage of brake fluid at the time of my inspection of the Motor Van. My static tests of the Motor Van's braking system, along with my visual examination of the various mechanical components in the braking system had indicated that there was no internal leakage of pressure/vacuum. Hence the braking system of the Motor Van was likely to be in serviceable condition at the material time of accident.




Photo 21 shows the brake hose/pipe (arrowed) at the front right wheel of the Motor Van. No leakage of brake fluid was observed. Visual examination of the various components of the braking system like the brake caliper (circled), brake booster, brake pedal etc had revealed all to be intact and without visible damage at the time of accident. There was also no sign of fluid stain(s) observed on the various undercarriage components.



Photo 22 shows the brake hose/pipe (arrowed) at the front left wheel of the Motor Van. No leakage of brake fluid was observed. Visual examination of the various components of the braking system like the brake caliper (circled), brake booster, brake pedal etc had revealed all to be intact and without visible damage at the time of accident. There was also no sign of fluid stain(s) observed on the various undercarriage components.



Photo 23 shows the front right wheel of the Motor Van turned to its full left. During my steering system test, I did not experience any abnormal free play and/or resistance when I had turned the steering wheel towards full left and full right. This would suggest that the steering system of the Motor Van was likely to be in serviceable condition at the material time of accident.

Electronic Safety / Warning Indicators

13. The Motor Van's automatic self-test automatic self-test of the functionality of its various electronic operating systems was not conducted as the Motor Van was not fitted with these systems.

Seat Belts

14. The front right and front left seat belts of the "Motor Van" were tested and all the seat belts were able to be fastened securely into the respective pretensioners that were fitted at the sides of each seat.

Operational Behaviour of the Motor Van

15. A short operational test of the Motor Van, to primarily determine whether there was any abnormality to its various operating systems like its engine system, its transmission system, steering system and braking system was subsequently carried out. The test was conducted by driving the Motor Van forward, stopping, before reversing and coming to a stop again.
16. During the operational test, the various transmission gears of the Motor Van were able to be engaged without any difficulty by stepping on the clutch pedal and manually shifting the gear lever. There were no abnormal sounds heard and/or abnormal behaviour of the Motor Van's engine system. It was able to move forward and backward normally. The braking system was also found to be in working condition as the Motor Van was able to slow down and come to a complete stop upon depressing of the brake pedal. Refer to photo 2 & 23

Conclusion

17. From my physical inspection of the Motor Van, it appears that its engine system, steering system, braking system and transmission system were all in serviceable condition. I did not find any evidence(s) to suggest that there was possible mechanical failure to the Motor Van that may have caused and/or contributed to the accident. This is also taking into consideration that the operational test of the Motor Van, which I had conducted, did not produce any sign(s) or symptom(s) to suggest that there was any abnormality to its various operating systems.
18. The 4 tyres fitted on the Motor Van were also found to be in serviceable condition. I did not find any tear, cut or burst mark(s) on the outer and the inner sidewalls as well as across the tread of the 4 tyres. The 4 tyres were also observed to be sufficiently inflated for vehicular operation with remaining tread depth of approximately 5.7mm – 7.8mm.



Sherwin Beh

Technical Investigator



Ang Bryan Tani

AMSOE, AMIRTE, AFF SAE, M.MATAI, AFF.Inst.AEA

Senior Technical Investigator

Technical Investigation & Reconstructionist (SAE-A)

DISCLAIMER OF LIABILITY TO THIRD PARTIES: - This Report is made solely for the use and benefit of the Client named on the front page of this Report. No liability or responsibility whatsoever, in contract or tort, is accepted to any third party who may rely on the Report wholly or in part. Any third party acting or relying on this Report, in whole or in part, does so at his or her own risk.