

Your Ref: TP/IP/10241/2020  
Our Ref : CI/TPD20004858/P

15<sup>th</sup> May 2020

**Fatal Accident Investigation Team**

Traffic Police Department  
Singapore Police Force  
10 Ubi Avenue 3  
Singapore 408865

**MECHANICAL INSPECTION REPORT OF MOTOR LORRY GX 4845T**

1. I refer to your request on 02<sup>nd</sup> April 2020 to conduct a physical inspection of a motor lorry bearing registration number GX 4845T (herein referred to as "**Motor Lorry**"), which was involved in a road traffic accident.
2. The objective of this inspection is to determine if there was any possible mechanical failure to the Motor Lorry that may have contributed to the accident.
3. Following the request, I had carried out a physical inspection of the Motor Lorry on 15<sup>th</sup> May 2020 at the premises of Traffic Police vehicle pound, 517 Airport Road Singapore 539942. I now set out below my observations and comments with respect to this inspection.

**General Condition**

4. The mileage of the Motor Lorry at the time of my inspection was 258,930km.
5. The Motor Lorry appeared to have sustained moderate damage at its frontal and right portion. Its front bumper, front right headlamp, right rear view mirror and right door panel were damage at the time of my inspection.

**Tyres and Wheel Rims**

6. The 2 front tyres and 4 rear tyres of the Motor Lorry were observed to be in serviceable condition and sufficiently inflated for vehicular operation. I did not find any tear, cut or burst mark(s) on the outer and the inner sidewalls as well as across the tread of the 6 tyres. The tyre brand, tyre size and remaining tread depth of the 6 tyres of the Motor Lorry were recorded as follows:-

Dunlop 155/ R12 (4.1mm)		Delium 185/ R14 (8.2mm)	
	<input type="text"/>		<input type="text"/>
	<input type="text"/>		
REAR	_____	FRONT	▶
	<input type="text"/>		
	<input type="text"/>		<input type="text"/>
Doublestar 155/ R12 (5.4mm)		Firestone 185/ R14 (5.5mm)	

7. The 6 tyres were observed to be wrapped around standard steel wheel rims that were found to be without any damage. See photo 1 – 11 below.



**Photo 1** shows a general view of the instrument cluster of the Motor Lorry at the time of my inspection. The mileage of the Motor Lorry was 258,930km



**Photo 2** shows a general view of the Motor Lorry's frontal portion at the time of my inspection. It appeared to have sustained moderate damage at its frontal and right portion. Its front bumper, front right headlamp, right rear view mirror and right door panel were damage at the time of my inspection.



**Photo 3** shows a close up view of the Motor Lorry's frontal portion at the time of my inspection. It appeared to have sustained moderate damage at its frontal portion. Its front bumper (circled) and front right headlamp (arrowed) were damage at the time of my inspection.





**Photo 4** shows a general view of the Motor Lorry's right portion at the time of my inspection. It appeared to have sustained moderate damage at its right rear view mirror and right door panel were damage at the time of my inspection.



**Photo 5** shows a close up view of the Motor Lorry's right portion at the time of my inspection. It appeared to have sustained moderate damage at its right rear view mirror (arrowed) and right door panel (circled) were damage at the time of my inspection.



**Photo 6** shows a general view of the front left body of the Motor Lorry at the time of my inspection. The Motor Lorry was observed to be intact and unaffected by the accident.



**Photo 7** shows a general view of the rear body of the Motor Lorry at the time of my inspection. The Motor Lorry was observed to be intact and unaffected by the accident.






**Photo 8** shows the condition of the front right tyre of the Motor Lorry, which was observed to be in serviceable condition with remaining tread depth of approximately 5.5mm. The tyre, which was wrapped around standard steel wheel rim, was also observed to be sufficiently inflated for vehicular operation. There was no tear, cut or burst mark(s) on the outer and the inner sidewalls as well as across the tread of the 6 tyres that were fitted on the Motor Lorry.



**Photo 9** shows the condition of the rear right tyre of the Motor Lorry, which was observed to be in serviceable condition with remaining tread depth of approximately 5.4mm. The tyre, which was wrapped around standard steel wheel rim, was also observed to be sufficiently inflated for vehicular operation.



**Photo 10** shows the condition of the rear left tyres of the Motor Lorry, which was observed to be in serviceable condition with remaining tread depth of approximately 4.1mm. The tyres, which were wrapped around standard steel wheel rim, were also observed to be sufficiently inflated for vehicular operation. There was also no damage found on all 6 steel wheel rims of the Motor Lorry.



**Photo 11** shows the condition of the rear right tyres of the Motor Lorry, which were observed to be in serviceable condition with remaining, tread depth of approximately 8.2mm. There was also no tear, cut or burst mark(s) on the outer and the inner sidewalls as well as across the tread of the 6 tyres that were fitted on the Motor Lorry.




### Engine Compartment & Operating Fluids

8. Upon examination of the Motor Lorry's engine compartment, I had observed all the parts and components inside the engine compartment to be intact and unaffected by the accident. The brake fluid, engine oil and engine coolant were all found to be of sufficient level for operating purposes. Visually, there was also no contamination found to these fluids.
9. Further examination of the engine compartment revealed, there was no sign(s) or indication(s) of fresh fluid leakage and/or fluid stain within the engine compartment of the Motor Lorry.
10. My subsequent checks on the underside of the Motor Lorry also revealed no fluid stain. However the old engine oil stain was observed at the surface of the engine oil sump. Visually, the various undercarriage components of the Motor Lorry were all observed to be intact and without any visible damage. See photo 12 – 16 below.



**Photo 12** shows a general view of the Motor Lorry's engine compartment, which was accessed by lifting the front cabin of the Motor Lorry. The various parts and components inside the engine compartment were unaffected by the accident. There was also no sign(s) or indication(s) of fresh fluid leakage and/or fluid stain within the engine compartment (photograph shows the engine compartment as viewed from the right front side of the Motor Lorry).

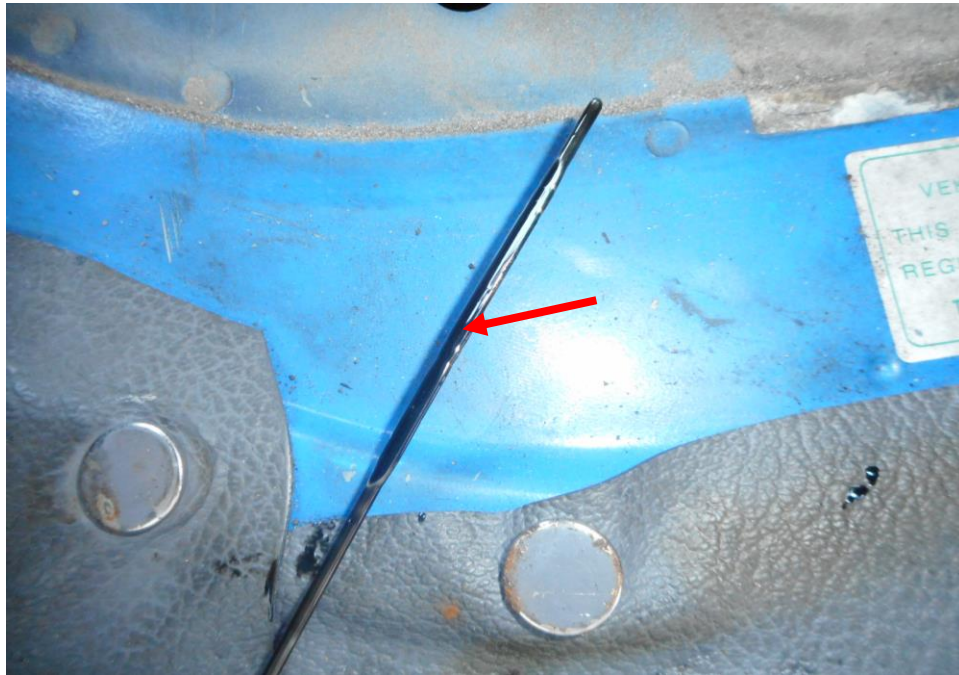




**Photo 13** shows the brake fluid reservoir of the Motor Lorry at the time of my inspection. The brake fluid was observed to be of sufficient level (arrowed) and without any visible contamination.



**Photo 14** shows the engine coolant reservoir of the Motor Lorry at the time of my inspection. The engine coolant was observed to be of sufficient level (arrowed) and without any visible contamination.



**Photo 15** shows the engine oil dip stick of the Motor Taxi at the time of my inspection. The engine oil was observed to be of sufficient level (arrowed) and without any visible contamination.



**Photo 16** shows the undercarriage of the Motor Lorry, at the area where the engine housing and transmission housing are located. Observed was minor old engine oil stain on the housing of the engine oil sump



## Steering System & Braking System

11. Static brake tests conducted on the Motor Lorry revealed no abnormality. The brake booster had responded well to the various tests conducted. There was also no abnormal movement of the brake pedal when it was depressed. In general, the static brake tests had suggested that there was no internal leakage of pressure/vacuum in the braking system of the Motor Lorry. The braking system of the Motor Lorry was likely to be in serviceable condition at the material time. This was also taking into consideration that the brake fluid was of sufficient level, and also that there was no sign(s) of brake fluid leakage along the brake hoses and brake pipes.
12. Static test on the steering system of the Motor Lorry also revealed no abnormality to the steering system. I did not experience any abnormal free play and/or other resistance when turning the steering wheel left and right to full lock positions. My visual examination of the various steering components which had included the rack and pinion, tie rods, tie rod ends and ball joints had revealed that these components were all generally in good condition. See photo 17 - 23 below.



**Photo 17** shows the various undercarriage components at the front right wheel of the Motor Lorry, in particular the steering tie rod end (arrowed). The various steering components were all found to be intact, suggesting that the steering system of the Motor Lorry was likely to be in serviceable condition at the material time of accident. There was also no sign of fluid stain(s) observed on the various undercarriage components.



**Photo 18** shows the various undercarriage components at the front left wheel of the Motor Lorry, in particular the steering tie rod end (arrowed). The various Undercarriage components of the Motor Lorry were all found to be intact without any visible damage. There was also no sign of fluid stain(s) observed on the various undercarriage components.




**Photo 19** shows the brake pipe (arrowed) at the rear right wheel of the Motor Lorry. I did not observe any leakage of brake fluid at the time of my inspection of the Motor Lorry. My static tests of the Motor Lorry's braking system, along with my visual examination of the various mechanical components in the braking system, had indicated that there was no internal leakage of pressure/vacuum. Hence the braking system of the Motor Lorry was likely to be in serviceable condition at the material time of accident.






**Photo 20** shows the brake pipe (arrowed) at the rear left wheel of the Motor Lorry. I did not observe any leakage of brake fluid at the time of my inspection of the Motor Lorry. My static tests of the Motor Lorry's braking system, along with my visual examination of the various mechanical components in the braking System had indicated that there was no internal leakage of pressure/vacuum. Hence the braking system of the Motor Lorry was likely to be in serviceable condition at the material time of accident.



**Photo 21** shows the brake hose/pipe (arrowed) at the front right wheel of the Motor Lorry. No leakage of brake fluid was observed. Visual examination of the various components of the braking system like the brake caliper (circled), brake booster, brake pedal etc had revealed all to be intact and without visible damage at the time of accident. There was also no sign of fluid stain(s) observed on the various undercarriage components.



**Photo 22** shows the brake hose/pipe (arrowed) at the front left wheel of the Motor Lorry. No leakage of brake fluid was observed. Visual examination of the various components of the braking system like the brake caliper (circled), brake booster, brake pedal etc had revealed all to be intact and without visible damage at the time of accident. There was also no sign of fluid stain(s) observed on the various undercarriage components.



**Photo 23** shows the front left wheel of the Motor Lorry turned to its full right. During my steering system test, I did not experience any abnormal free play and/or resistance when I had turned the steering wheel towards full left and full right. This would suggest that the steering system of the Motor Lorry was likely to be in serviceable condition at the material time of accident.



**Electronic Safety / Warning Indicators**

13. Motor Lorry's automatic self-test of the functionality of its electronic operating systems like the Anti-Lock Brake System (ABS) and Supplemental Restraint System (SRS) was not tested as it was not installed on the Motor Lorry.

**Operational Behaviour of the Motor Lorry**

14. A short operational test of the Motor Lorry, to primarily determine whether there was any abnormality to its various operating systems like its engine system, its transmission system, steering system and braking system was subsequently carried out. The test was conducted by driving the Motor Lorry forward, stopping, before reversing and coming to a stop again.
15. During the operational test, the various transmission gears of the Motor Lorry were able to be engaged without any difficulty by stepping on the clutch pedal and manually shifting the gear lever. There were no abnormal sounds heard and/or abnormal behaviour of the Motor Lorry's engine system. It was able to move forward and backward normally. The braking system was also found to be in working condition as the Motor Lorry was able to slow down and come to a complete stop upon depressing of the brake pedal. Refer to photo 2 & 23

**Conclusion**

16. From my physical inspection of the Motor Lorry, it appears that its engine system, steering system, braking system and transmission system were all in serviceable condition. I did not find any evidence(s) to suggest that there was possible mechanical failure to the Motor Lorry that may have caused and/or contributed to the accident. This is also taking into consideration that the operational test of the Motor Lorry, which I had conducted, did not produce any sign(s) or symptom(s) to suggest that there was any abnormality to its various operating systems.

17. The 2 front tyres and 4 rear tyres fitted on the Motor Lorry were also found to be in serviceable condition. I did not find any tear, cut or burst mark(s) on the outer and the inner sidewalls as well as across the tread of the 6 tyres. The 6 tyres were also observed to be sufficiently inflated for vehicular operation with remaining tread depth of approximately 4.1mm – 8.2mm.

**Sherwin Beh***Technical Investigator***Ang Bryan Tani***AMSOE, AMIRTE, AFF SAE, M.MATAI, AFF.Inst.AEA**Senior Technical Investigator**Technical Investigation & Reconstructionist (SAE-A)*

**DISCLAIMER OF LIABILITY TO THIRD PARTIES:** - This Report is made solely for the use and benefit of the Client named on the front page of this Report. No liability or responsibility whatsoever, in contract or tort, is accepted to any third party who may rely on the Report wholly or in part. Any third party acting or relying on this Report, in whole or in part, does so at his or her own risk.