

Your Ref: TP/IP/74229/2019  
Our Ref :CI/TPD20001851/N

28 April 2020

**Fatal Accident Investigation Team**

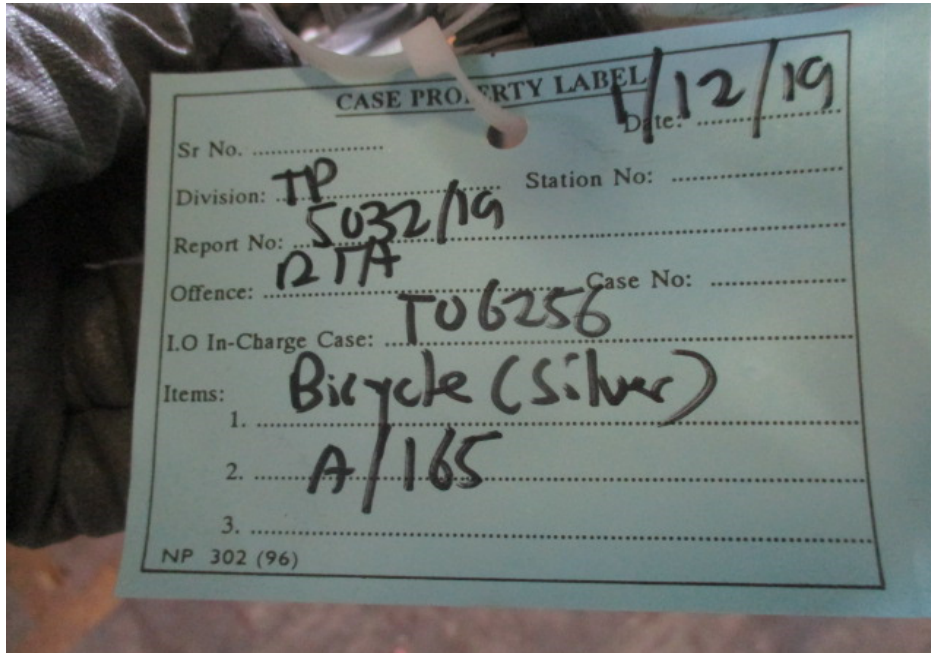
Traffic Police Department  
Singapore Police Force  
10 Ubi Avenue 3  
Singapore 408865

**INSPECTION REPORT OF BICYCLE (SILVER) - TRAFFIC POLICE POUND  
REPORT NO. 5032/19**

1. We refer to your request dated 3 February 2020 to conduct a physical inspection of a Bicycle bearing Traffic Police Pound Report no. 5032/19 (herein referred to as "**Bicycle**"), which was involved in a fatal road traffic accident on 30 November 2019.
2. The purpose of this inspection is to primarily determine if there was any possible mechanical failure to the Bicycle that may have contributed to the accident.
3. Following the request, we had carried out a physical inspection of the Bicycle on 28 April 2020 at the premises of Traffic Police vehicle pound, 517 Airport Road Singapore 539942. We now set out below our observations and comments with respect to this inspection.

**General Condition**

4. The Bicycle was observed to have sustained damages all around. The body parts that were found to have been damaged include its right handlebar grip, front left fork, pedals, seat and rear mudguard, amongst others as a result of the accident. See photos 1 – 11 below.



**CASE PROPERTY LABEL**

Date: 1/12/19

Sr No. ....

Division: TP Station No: ....

Report No: 5032/19

Offence: 2TA Case No: T06256

I.O In-Charge Case: Bicycle (Silver)

Items:

1. A/165
- 2.
- 3.

NP 302 (96)

**Photo 1** shows the identification of the Bicycle with reference to Traffic Police Pound Report No. 5032/19.



**Photo 2** shows the front portion of the Bicycle at time of our inspection. The Bicycle had sustained damages all around.



**Photo 3** shows the left body of the Bicycle at time of our inspection. The Bicycle had sustained damages all around.



**Photo 4** shows the right body of the Bicycle at time of our inspection. The Bicycle had sustained damages all around. The body parts that were found to have been damaged include its right handlebar grip, front left fork, pedals, seat and rear mudguard, amongst others as a result of the accident.





**Photo 5** shows the frontal portion of the Bicycle (top view) at the time of our inspection. There was a misalignment of the handle bar & front tyre observed as a result of the accident.



**Photo 6** shows the damages of grazing nature sustained to the front left fork (arrowed) of the Bicycle at the time of our inspection.



**Photo 7** shows the damaged right handlebar grip (circled) of the Bicycle at the time of our inspection.



**Photo 8** shows the damaged left pedal of the Bicycle at the time of our inspection.



**Photo 9** shows the damaged right pedal of the Bicycle at the time of our inspection.



**Photo 10** shows the damages of grazing nature on the rear mudguard (circled) of the Bicycle at the time of our inspection.






**Photo 11** shows a close-up view of the torn seat (arrowed) of the Bicycle as a result of the accident.

### **Tyres and Wheel Rims**

5. The condition of the Bicycle's rear tyre was observed to be in serviceable condition. The tread pattern of the rear tyre was clearly visible. We did not observe any tear, burst mark(s) and/or punctured hole(s) on the sidewalls as well as across the tread of the rear tyre. The rear tyre was observed to be deflated at the time of our inspection.
6. We did however observe a cut/tear on the tread area of the front tyre of the Bicycle. The front tyre was observed to be deflated at the time of our inspection. The tyre brand, tyre size and remaining tread depth of the 2 tyres were recorded as follows:-



Cheng Shin Tire 47 – 406 (20 x 1.75)  
(deflated)

Lien Fu (20 x 1.75)  
Cut/torn and deflated upon inspection

7. Both tyres were wrapped around alloy spoke wheel rims. At the time of our inspection, we did not observe any visible damage on the front and rear wheel rim of the Bicycle. See photos 12 - 14 below.



**Photo 12** shows the front tyre of the Bicycle. We had observed a cut/tear on the tread area of this tyre. The front tyre was observed to be deflated at the time of our inspection.





**Photo 13** shows a closer view of the cut/tear on the tread area of the front tyre of the Bicycle observed upon our inspection.



**Photo 14** shows the rear tyre of the Motorcycle. The pattern of the tread was clearly visible. There was no tear, burst mark(s) and/or punctured hole(s) on the sidewalls as well as across the tread of the rear tyre. However the rear tyre was observed to be deflated.

**Drive Train**

8. The gear train of the Bicycle was found to be intact without any misalignment. It was also adequately lubricated for operating purposes. However the chain was observed to be dislodged from the gear train most likely as a result of the accident. See photos 15 & 16 below.



**Photo 15** shows the general view of the gear train of the Bicycle, which was observed to be intact with no misalignment. It was also adequately lubricated for operating purposes. However the chain was observed to be dislodged from the gear train most likely as a result of the accident (arrowed).



**Photo 16** shows a closer view of the dislodged chain from the gear train of the Bicycle, most likely as a result of the accident. It was found to be adequately lubricated for operating purposes (arrowed).

### **Steering System & Braking System**

9. Our checks on the various steering components of the Bicycle revealed that its steering system was in serviceable condition. Its front forks was found to be intact and undamaged. Turning the handle bar towards the left and right did not produce any abnormal free play and/or resistance.
10. The brake system of the Bicycle was controlled by mechanical means (cables and springs). Our visual examination of the various components in the brake system, like the hand brake lever (left & right), brake clamps (front & rear) revealed all to be intact without any damages. We also did not observe any visible tear or cut on the connecting cables.
11. A static brake test was conducted on the front brake of the Bicycle. There was some resistance felt upon pressing the right hand brake lever. This was further confirmed by looking at the front brake clamps while we pressed the left hand brake lever. It shows that the front brake clamps responded to the gripping action. The rubber brake blocks pressed against the front wheel rim. This had appeared to indicate that the front brake was in serviceable condition.



12. A static brake test was conducted on the rear brake of the Bicycle. There was some resistance felt upon pressing the left hand brake lever. This was further confirmed by looking at the rear brake clamps while we pressed the left hand brake lever. It shows that the rear brake clamps responded to the gripping action. The rubber brake blocks pressed against the rear wheel rim. This had appeared to indicate that the rear brake was in serviceable condition.

### **Operational Test**

13. We subsequently carried out an operational test of the Bicycle's braking system. This was done by manually pushing the Bicycle forward and backward, simulating the Bicycle in motion, and thereafter engaging the front brake and rear brake levers of the Bicycle. At the end of the short operational test, we did not observe any abnormal behaviour of the Bicycle's braking system. The front and rear wheel of the Bicycle was able to stop rotating immediately upon depressing both brake levers. See photos 17 – 23 below.



**Photo 17** shows the front forks (arrowed) of the Bicycle. The front fork and fork bracket of the Bicycle were both found to be intact and undamaged. Turning the Bicycle's handle bar towards the left and right did not produce any abnormal free play. The steering system of the Bicycle was in serviceable condition at the time of our inspection.



**Photo 18** shows the front wheel of the Bicycle turned towards its full right. Turning the Bicycle's handle bar towards the right did not produce any abnormal free play and/or resistance. This would indicate that the steering system of the Bicycle was in serviceable condition at the time of our inspection.



**Photo 19** shows the front wheel of the Bicycle turned towards its full left. Turning the Bicycle's handle bar towards the left did not produce any abnormal free play and/or resistance. This would indicate that the steering system of the Bicycle was in serviceable condition at the time of our inspection.





**Photo 20** shows a static brake test conducted on the Bicycle's front brake. There was some resistance felt upon pressing the right hand brake lever (arrowed). It also shows that the front brake clamps responded to the gripping action (circled) after depressing the right hand brake lever.



**Photo 21** shows a close up view of the front brake clamps responding to the gripping action. The rubber brake blocks pressed against the front wheel rim upon depressing the right hand brake lever (arrowed). This had appeared to indicate that the front brake was in serviceable condition.






**Photo 22** shows a static brake test conducted on the Bicycle's rear brake. There was some resistance felt upon pressing the left hand brake lever (arrowed). It also shows that the rear brake clamps responded to the gripping action (circled) after depressing the left hand brake lever.



**Photo 23** shows a close up view of the rear brake clamps responding to the gripping action. The rubber brake blocks pressed against the rear wheel rim upon depressing the left hand brake lever (arrowed). This had appeared to indicate that the rear brake was in serviceable condition.

**Conclusion**

14. Basing on our physical inspection of the Bicycle, it appears that the steering system and braking system of the Bicycle were all in serviceable condition. We did not find any evidence(s) to suggest that there was possible mechanical failure to the Bicycle that may have caused and/or contributed to the accident.
15. The front tyre of the Bicycle was found not to be in serviceable condition. There was a cut/tear on the tread area of the front tyre. The front tyre was observed to be deflated at the time of our inspection.
16. The rear tyre of the Bicycle was found to be in serviceable condition. There was no tear, cut or burst mark(s) on the outer and the inner sidewalls as well as across the tread of the rear tyre. The rear tyre was observed to be deflated at the time of our inspection.

**Muhd Nazril***Senior Technical Investigator***Ang Bryan Tani***AMSOE, AMIRTE, AFF SAE, M.MATAI, AFF.Inst.AEA**Senior Technical Investigator**Technical Investigation & Reconstructionist (SAE-A)*

**DISCLAIMER OF LIABILITY TO THIRD PARTIES:-** This Report is made solely for the use and benefit of the Client named on the front page of this Report. No liability or responsibility whatsoever, in contract or tort, is accepted to any third party who may rely on the Report wholly or in part. Any third party acting or relying on this Report, in whole or in part, does so at his or her own risk.