

Your Ref: TP/IP/69597/2019
Our Ref : CI/TPD19022287/N

19 December 2019

Fatal Accident Investigation Team

Traffic Police Department
Singapore Police Force
10 Ubi Avenue 3
Singapore 408865

INSPECTION REPORT OF MOTORCYCLE JRR 7688

1. We refer to your request dated 21 November 2019 to conduct a physical inspection of a motorcycle bearing registration number JRR 7688 (herein referred to as "**Motorcycle**"), which was involved in a fatal road traffic accident on 9 November 2019.
2. The purpose of this inspection is to primarily determine if there was any possible mechanical failure to the Motorcycle that may have contributed to the accident.
3. Following the request, we had carried out a physical inspection of the Motorcycle on 19 December 2019 at the premises of Traffic Police vehicle pound, 517 Airport Road Singapore 539942. We now set out below our observations and comments with respect to this inspection.


General Condition

4. The mileage of the Motorcycle at the time of our inspection was 64, 808km.
5. The Motorcycle was observed to have sustained damages all around. The body parts that were found to have been damaged include its windshield, front mudguard, left engine crash bar, left handlebar end, left side mirror, clutch lever, gear shift pedal, left front footrest and right rear side cover, amongst others.

Tyres and Wheel Rims

6. The condition of the 2 tyres of the Motorcycle was observed to be in serviceable condition. We did not observe any tear, burst mark(s) and/or punctured hole(s) on the sidewalls as well as across the tread of the 2 tyres. Both the tyres were observed to be sufficiently inflated for vehicular operation.

7. The tyre brand, tyre size and remaining tread depth of the 2 tyres were recorded as follows:-



Bridgestone 180/55 - 17 (3mm)

Bridgestone 120/70 - 17 (3mm)

8. The 2 tyres were wrapped around alloy wheel rims. At the time of our inspection, we did not observe any visible damage on the front and rear wheel rim of the Motorcycle. See photos 1 – 14 below.



Photo 1 shows the speedometer gauge of the Motorcycle where the mileage recorded at the time of our inspection was 64, 808km (circled).



Photo 2 shows a general view of the rear portion of the Motorcycle at the time of our inspection. The Motorcycle was observed to have sustained damages all around.



Photo 3 shows a general view of the left body of the Motorcycle at the time of our inspection. The Motorcycle was observed to have sustained damages all around.



Photo 4 shows a general view of the right body of the Motorcycle at the time of our inspection. The Motorcycle was observed to have sustained damages all around. Amongst the body parts that were found to have been damaged include its windshield, front mudguard, left engine crash bar, left handlebar end, left side mirror, clutch lever, gear shift pedal, left front footrest and right rear side cover, amongst others.



Photo 5 shows a close up view of the cracked windshield which was amongst the body parts of the Motorcycle that had sustained damage as a result of the accident.



Photo 6 shows a closer view of the front mudguard which was amongst the body parts at the front body of the Motorcycle that had sustained damage as a result of the accident (circled).



Photo 7 shows a closer view of the left engine crash bar (circled) and radiator guard (arrowed) of the Motorcycle that had sustained damage as a result of the accident.




Photo 8 shows a closer view of the left handlebar end (yellow arrow), left side mirror (red arrow) and front brake lever (circled) which were amongst the body parts of the Motorcycle that had sustained damage as a result of the accident.



Photo 9 shows a closer view of the gear shift pedal (arrowed) and left front footrest (circled) which were amongst the body parts of the Motorcycle that had sustained damage as a result of the accident.



Photo 10 shows a closer view of the right rear side cover which was amongst the body parts of the Motorcycle that had sustained damages of grazing nature as a result of the accident (circled).



Photo 11 shows a closer view of the swingarm and left swingarm spool which were amongst the body parts of the Motorcycle that had sustained damages of grazing nature as a result of the accident (circled).



Photo 12 shows a closer view of the tail light and rear number plate of the Motorcycle that had sustained damage as a result of the accident.



Photo 13 shows the condition of the Motorcycle's front tyre. The front tyre was observed to be in serviceable condition with remaining tread depth of approximately 3mm. There was no tear, burst mark(s) and/or punctured hole(s) on the sidewalls as well as across the tread of the front tyre.



Photo 14 shows the condition of the Motorcycle's rear tyre. The rear tyre was observed to be in serviceable condition with remaining tread depth of approximately 3mm. The tyre was also observed to be sufficiently inflated for vehicular operation. We did not observe any tear, burst mark(s) and/or punctured hole(s) on the sidewalls as well as across the tread of the rear tyre.

Engine & Drive Train

9. Upon examination of the engine area of the Motorcycle, we had observed that the various engine related parts and components on the right side of the Motorcycle were intact with no visible damage. There was also no fluid leak and/or fluid stain found around the right engine area of the Motorcycle. The various left engine components had sustained damage of grazing nature as a result of the accident however the engine components were still intact. There was also no fluid leak and/or fluid stain found around the left engine area of the Motorcycle.
10. The gear chain of the Motorcycle was found to be intact without any misalignment. It was also adequately lubricated for operating purposes. See photos 15 – 18 below.



Photo 15 shows the left side of the engine of the Motorcycle at the time of our inspection. The various left engine components had sustained damage of grazing nature as a result of the accident (circled) however the engine components were still intact. There was also no fluid leak and/or fluid stain found around the left engine area of the Motorcycle.



Photo 16 shows the right side of the engine of the Motorcycle at the time of our inspection. The various engine related parts and components were found to be intact with no visible damage. There was also no sign(s) or indication(s) of fluid leak observed around the right engine area of the Motorcycle.



Photo 17 shows the general view of the gear train (arrowed) of the Motorcycle, which was observed to be intact with no misalignment. It was also adequately lubricated for operating purposes.




Photo 18 shows a closer view of the gear train (arrowed) of the Motorcycle, which was observed to be intact with no misalignment. It was also adequately lubricated for operating purposes.

Steering System & Braking System

11. Our checks on the various steering components of the Motorcycle revealed that its steering system was in serviceable condition. Its front fork was found to be intact and undamaged. Turning the handle bar towards the left and right also did not produce any abnormal free play and/or resistance.
12. The braking system of the Motorcycle was observed to be of a full hydraulic type, where hydraulic (brake fluid) pressure controls the brake for the front wheel and rear wheel. The brake for the front wheel is engaged by pressing the brake lever at the right side of the Motorcycle's handle bar while the brake for the rear wheel is engaged by stepping on the brake pedal at the right side foot rest of the Motorcycle.
13. Our visual examination of the various components in the Motorcycle's braking system like the brake discs, brake calipers, brake lever, brake foot pedal and brake hoses revealed all to be intact and without damage. There was also no leakage of brake fluid observed along the brake hoses. This was from the respective brake fluid reservoirs to the front brake calipers and rear brake caliper of the Motorcycle. The brake fluid for the front brake and rear brake was also found to be of sufficiently level and without any contamination.
14. Static brake tests conducted on the Motorcycle had appear to indicate that the braking system of the Motorcycle was in serviceable condition. There was some resistance felt (spongy like feel) upon pressing the brake lever and upon stepping on the brake pedal. This would indicate that there was no leakage of pressure/vacuum in the brake system.
15. We subsequently carried out an operational test of the Motorcycle's braking system. This was done by manually pushing the Motorcycle forward and backward, simulating the Motorcycle in motion, and thereafter engaging the front brake and rear brake of the Motorcycle. At the end of the short operational test, we did not observe any abnormal behaviour of the Motorcycle's braking system. The front wheel and rear wheel of the Motorcycle were able to stop rotating immediately upon depressing the brake lever and stepping on the brake pedal. See photos 19 – 26 below.



Photo 19 shows the front fork (arrowed) of the Motorcycle. The front fork and fork bracket of the Motorcycle were both found to be intact and undamaged. Turning the Motorcycle's handle bar towards the left and right did not produce any abnormal free play and/or resistance. The steering system of the Motorcycle was in serviceable condition at the time of our inspection.



Photo 20 shows the front wheel of the Motorcycle turned towards its full left. Turning the Motorcycle's handle bar towards the left and right did not produce any abnormal free play and/or resistance. This would indicate that the steering system of the Motorcycle was in serviceable condition at the time of our inspection.



Photo 21 shows the front wheel of the Motorcycle turned towards its full right. Turning the Motorcycle's handle bar towards the left and right did not produce any abnormal free play and/or resistance. This would indicate that the steering system of the Motorcycle was in serviceable condition at the time of our inspection.




Photo 22 shows a close up view of the front brake caliper, front brake disc and front brake hose (arrowed) at the right side of the Motorcycle's front wheel, which are all part of the components in the hydraulic front brake system of the Motorcycle. Our visual checks of these various components had revealed all to be intact with no visible damage. No leakage of brake fluid was also observed.




Photo 23 shows a close up view of the front brake caliper, front brake disc and front brake hose (arrowed) at the left side of the Motorcycle's front wheel, which are all part of the components in the hydraulic front brake system of the Motorcycle. Our visual checks of these various components had revealed all to be intact with no visible damage. No leakage of brake fluid was also observed.



Photo 24 shows the brake fluid reservoir for the front brake of the Motorcycle. The brake fluid was observed to be of sufficient level and without contamination for operational purposes.



Photo 25 shows the front brake lever being depressed. There was some resistance felt (spongy like feel) upon pressing the front brake lever (arrowed). This would indicate that there is no leakage of pressure/vacuum in the brake system.




Photo 26 shows a close up view of the rear brake caliper, rear brake disc and rear brake hose (arrowed) of the Motorcycle, which are all part of the components in the hydraulic rear brake system of the Motorcycle. Our visual checks of these various components had revealed all to be intact with no visible damage. No leakage of brake fluid was also observed.

Conclusion

16. Basing on our physical inspection of the Motorcycle, it appears that the steering system and braking system of the Motorcycle were all in serviceable condition. We did not find any evidence(s) to suggest that there was possible mechanical failure to the Motorcycle that may have caused and/or contributed to the accident.
17. The 2 tyres of the Motorcycle were found to be in serviceable condition. There was no tear, cut or burst mark(s) on the outer and the inner sidewalls as well as across the tread of the 2 tyres. The 2 tyres were sufficiently inflated for vehicular operation with remaining tread depth of approximately 3mm each.

Muhd Nazril

Senior Technical Investigator

Ang Bryan Tani

AMSOE, AMIRTE, AFF SAE, M.MATAI, AFF.Inst.AEA

Senior Technical Investigator

Technical Investigation & Reconstructionist (SAE-A)

DISCLAIMER OF LIABILITY TO THIRD PARTIES:- This Report is made solely for the use and benefit of the Client named on the front page of this Report. No liability or responsibility whatsoever, in contract or tort, is accepted to any third party who may rely on the Report wholly or in part. Any third party acting or relying on this Report, in whole or in part, does so at his or her own risk.