

Your Ref: TP/IP/37529/2019
Our Ref : CI/TPD19011812/P

16th September 2019

Fatal Accident Investigation Team

Traffic Police Department
Singapore Police Force
10 Ubi Avenue 3
Singapore 408865

MECHANICAL INSPECTION REPORT OF MOTOR BUS SBS 3351T

1. I refer to your request on 3rd July 2019 to conduct a physical inspection of a Motor Bus bearing registration number SBS 3351T (herein referred to as "**Motor Bus**"), which was involved in a fatal road traffic accident on 15th June 2019.
2. The objective of this inspection is to determine if there was any possible mechanical failure to the Motor Bus that may have contributed to the accident.
3. Following the request, I had carried out a physical inspection of the Motor Bus on 3rd September 2019 at the premises of Traffic Police vehicle pound, 517 Airport Road Singapore 539942. I now set out below my observations and comments with respect to this inspection.

General Condition

4. The mileage of the Motor Bus at the time of my inspection was 363,428km.
5. The Motor Bus was observed to have sustained damages at its front portion. Its front windscreen body panel, front body panel, front right bumper and front right headlight was damaged as a result of the accident at the time of my inspection.

Tyres and Wheel Rims

6. The 2 front tyres and 8 rear tyres of the Motor Bus were observed to be in serviceable condition and sufficiently inflated for vehicular operation. I did not find any tear, cut or burst mark(s) on the outer and the inner sidewalls as well as across the tread of the 10 tyres. The tyre brand, tyre size and remaining tread depth of the 10 tyres of the Motor Bus were recorded as follows:-

Michelin 275/70R22.5 (12.8mm)

Michelin 275/70R22.5 (7.3mm)

<input type="text"/>	<input type="text"/>	<input type="text"/>
<input type="text"/>	<input type="text"/>	
REAR		FRONT
<input type="text"/>	<input type="text"/>	
<input type="text"/>	<input type="text"/>	<input type="text"/>

Michelin 275/70R22.5 (12.7mm)

Michelin 275/70R22.5 (6.9mm)

7. The 10 tyres were observed to be wrapped around standard steel wheel rims that were found to be without any damage. See photo 1 – 11 below.



Photo 1 shows a general view of the instrument cluster of the Motor Bus at the time of my inspection. The mileage of the Motor Bus was 363,428km



Photo 2 shows a general view of the front body of the Motor Bus at the time of my inspection. The Motor Bus sustained damages at its front portion. Its front windscreen, front body panel, front right bumper and front right headlight was damaged as a result of the accident at the time of my inspection.



Photo 3 shows a close up view of the front body of the Motor Bus at the time of my inspection. Its front windscreen (arrowed) was damaged as a result of the accident at the time of my inspection.




Photo 4 shows a close up view of the front left wheel of the Motor Bus at the time of my inspection. Its front body panel, front right bumper (red arrow) and front right headlight (yellow arrow) was damaged as a result of the accident at the time of my inspection.



Photo 5 shows a general view of the right body of the Motor Bus at the time of my inspection. The Motor Bus was observed to be in good general condition and unaffected by the accident.



Photo 6 shows a general view of the left body of the Motor Bus at the time of my inspection. The Motor Bus was observed to be in good general condition and unaffected by the accident.



Photo 7 shows a general view of the Motor Bus's rear body at the time of my inspection. The Motor Bus was observed to be in good general condition and unaffected to by the accident.



Photo 8 shows the condition of the front right tyre of the Motor Bus, which was observed to be in serviceable condition with remaining tread depth of approximately 6.9mm. The tyre, which was wrapped around standard steel wheel rim, was also observed to be sufficiently inflated for vehicular operation. There was no tear, cut or burst mark(s) on the outer and the inner sidewalls as well as across the tread of the 10 tyres that were fitted on the Motor Bus.



Photo 9 shows the condition of the rear right tyre of the Motor Bus, which was observed to be in serviceable condition with remaining tread depth of approximately 12.7mm. The tyre, which was wrapped around standard steel wheel rim, was also observed to be sufficiently inflated for vehicular operation.



Photo 10 shows the condition of the rear left tyres of the Motor Bus, which was observed to be in serviceable condition with remaining tread depth of approximately 12.8mm. The tyres, which were wrapped around standard steel wheel rim, were also observed to be sufficiently inflated for vehicular operation. There was also no damage found on all 10 steel wheel rims of the Motor Bus.



Photo 11 shows the condition of the front left tyres of the Motor Bus, which were observed to be in serviceable condition with remaining tread depth of approximately 7.3mm. There was also no tear, cut or burst mark(s) on the outer and the inner sidewalls as well as across the tread of the 10 tyres that were fitted on the Motor Bus.

Engine Compartment & Operating Fluids

8. Upon examination of the Motor Bus's engine compartment, I had observed all the parts and components inside the engine compartment to be intact and unaffected by the accident. The air in air brake cylinders, power steering fluid and engine coolant were all found to be of sufficient level for operating purposes. Visually, there was also no contamination found to these fluids. However the engine oil was observed to be lower level but sufficient for operation.
9. Further examination of the engine compartment revealed, there was no sign(s) or indication(s) of fresh fluid leakage and/or fluid stain within the engine compartment of the Motor Bus.
10. My subsequent checks on the underside of the Motor Bus also revealed no fluid stain. Visually, the various undercarriage components of the Motor Bus were all observed to be intact and without any visible damage. See photo 12 – 16 below.



Photo 12 shows a general view of the Motor Bus's engine compartment, which was accessed by lifting the front cabin of the Motor Bus. The various parts and components inside the engine compartment were unaffected by the accident. There was also no sign(s) or indication(s) of fresh fluid leakage and/or fluid stain within the engine compartment



Photo 13 shows the air in the air brake cylinder of the Motor Bus at the time of my inspection. The air in the cylinder was observed to be of sufficient level & serviceable at the time of the accident.




Photo 14 shows the engine coolant reservoir of the Motor Bus at the time of my inspection. The engine coolant was observed to be of sufficient level (arrowed) and without any visible contamination.



Photo 15 shows the power steering fluid reservoir of the Motor Bus at the time of my inspection. The power steering fluid was observed to be of sufficient level and without any visible contamination.



Photo 16 shows the engine oil dip stick system of the Motor Bus at the time of my inspection. The engine oil was observed to be of in the lower level but sufficient for operation and without any visible contamination.

Steering System & Braking System

11. Static brake tests conducted on the Motor Bus revealed no abnormality. The air brake booster had responded well to the various tests conducted. There was also no abnormal movement of the brake pedal when it was depressed. In general, the static brake tests had suggested that there was no internal leakage of pressure/vacuum in the braking system of the Motor Bus. The braking system of the Motor Bus was likely to be in serviceable condition at the material time. This was also taking into consideration that the brake fluid and air brake was of sufficient level and also that there was no sign(s) of air leakage and fluid along the brake hoses, brake pipes and air cylinders.
12. Static test on the steering system of the Motor Bus also revealed no abnormality to the steering system. I did not experience any abnormal free play and/or other resistance when turning the steering wheel left and right to full lock positions. My visual examination of the various steering components which had included the rack and pinion, tie rods, tie rod ends and ball joints had revealed that these components were all generally in good condition. See photo 17 - 26 below.



Photo 17 shows the brake pipe (arrowed) at the rear right wheel of the Motor Bus. I did not observe any leakage of brake fluid at the time of my inspection of the Motor Bus. My static tests of the Motor Bus's braking system, along with my visual examination of the various mechanical components in the braking system, had indicated that there was no internal leakage of pressure/vacuum. Hence the braking system of the Motor Bus was likely to be in serviceable condition at the material time of accident.



Photo 18 shows the brake pipe (arrowed) at the rear left wheel of the Motor Bus. I did not observe any leakage of brake fluid at the time of my inspection of the Motor Bus. My static tests of the Motor Bus's braking system, along with my visual examination of the various mechanical components in the braking system, had indicated that there was no internal leakage of pressure/vacuum. Hence the braking system of the Motor Bus was likely to be in serviceable condition at the material time of accident.



Photo 19 shows the brake pipe (arrowed) at the front right wheel of the Motor Bus. I did not observe any leakage of brake fluid at the time of my inspection of the Motor Bus. My static tests of the Motor Bus's braking system, along with my visual examination of the various mechanical components in the braking system, had indicated that there was no internal leakage of pressure/vacuum. Hence the braking system of the Motor Bus was likely to be in serviceable condition at the material time of accident.



Photo 20 shows the brake pipe (arrowed) at the front left wheel of the Motor Bus. I did not observe any leakage of brake fluid at the time of my inspection of the Motor Bus. My static tests of the Motor Bus's braking system, along with my visual examination of the various mechanical components in the braking system had indicated that there was no internal leakage of pressure/vacuum. Hence the braking system of the Motor Bus was likely to be in serviceable condition at the material time of accident.



Photo 21 shows the air brake cylinder (arrowed) at the undercarriage of the Motor Bus. I did not observe any leakage of air brake fluid at the time of my inspection of the Motor Bus. My static tests of the Motor Bus's braking system, along with my visual examination of the various mechanical components in the braking system had indicated that there was no internal leakage of pressure/vacuum. Hence the braking system of the Motor Bus was likely to be in serviceable condition at the material time of accident.



Photo 22 shows the various undercarriage components at the front right wheel of the Motor Bus, in particular the steering tie rod end (arrowed). The various steering components were all found to be intact, suggesting that the steering system of the Motor Bus was likely to be in serviceable condition at the material time of accident. There was also no sign of fluid stain(s) observed on the various undercarriage components.




Photo 23 shows the various undercarriage components at the front left wheel of the Motor Bus, in particular the steering tie rod end (arrowed). The various undercarriage components of the Motor Bus were all found to be intact without any visible damage. There was also no sign of fluid stain(s) observed on the various undercarriage components.



Photo 24 shows the steering box component (arrowed) at the undercarriage of the Motor Bus was found to be intact without any visible damage. There was also no sign of fluid stain(s) observed on the various undercarriage components.



Photo 25 shows the undercarriage of the Motor Bus, at the area where the engine housing located. We observed minor fresh fluid stains on the surface of the engine oil sump. However the Motor Bus is still in serviceable condition.



Photo 26 shows the front right wheel of the Motor Bus turned to its full left. During my steering system test, I did not experience any abnormal free play and/or resistance when I had turned the steering wheel towards full left and full right. This would suggest that the steering system of the Motor Bus was likely to be in serviceable condition at the material time of accident.

Electronic Safety / Warning Indicators

13. The Motor Lorry automatic self-test of the functionality of its electronic operating systems like the Anti-Lock Brake System (ABS) during cranking of the engine had indicated that these systems were in working condition and without abnormality. See photo 27 & 28 below.



Photo 27 shows the warning light for Anti-Lock Brake System (ABS) appearing on the instrument panel of the Motor Lorry during the self-test of its various electronic operating systems when its engine was cranked.



Photo 28 shows no warning lights illuminated on the instrument panel of the Motor Lorry after the engine was cranked. This would suggest that there was no abnormality to the various electronic operating systems of the Motor Lorry, like the ABS

Operational Behaviour of the Motor Bus

14. A short operational test to the Motor Bus, to primarily determine whether there was any abnormality to its various operating systems like its engine system, its transmission system, steering system and braking system was subsequently carried out. The test was conducted by driving the Motor Bus forward, stopping, before reversing and coming to a stop again.
15. During the operational test, the various transmission gears of the Motor Bus were able to be engaged without any difficulty by stepping on the clutch pedal and manually shifting the gear lever. There were no abnormal sounds heard and/or abnormal behaviour of the Motor Bus's engine system. It was able to move forward and backward normally. The braking system was also found to be in working condition as the Motor Bus was able to slow down and come to a complete stop upon depressing of the brake pedal. Refer to photo 2 and 26.

Conclusion

16. From my physical inspection of the Motor Bus, it appears that its engine system, steering system, braking system and transmission system were all in serviceable condition. I did not find any evidence(s) to suggest that there was possible mechanical failure to the Motor Bus that may have caused and/or contributed to the accident. This is also taking into consideration that the operational test of the Motor Bus, which I had conducted, did not produce any sign(s) or symptom(s) to suggest that there was any abnormality to its various operating systems.

17. The 2 front tyres and 8 rear tyres fitted on the Motor Bus were also found to be in serviceable condition. I did not find any tear, cut or burst mark(s) on the outer and the inner sidewalls as well as across the tread of the 10 tyres. The 10 tyres were also observed to be sufficiently inflated for vehicular operation with remaining tread depth of approximately 6.9mm – 12.8mm.

Sherwin Beh*Technical Investigator***Ang Bryan Tani***AMSOE, AMIRTE, AFF SAE, M.MATAI, AFF.Inst.AEA**Senior Technical Investigator**Technical Investigation & Reconstructionist (SAE-A)*

DISCLAIMER OF LIABILITY TO THIRD PARTIES: - This Report is made solely for the use and benefit of the Client named on the front page of this Report. No liability or responsibility whatsoever, in contract or tort, is accepted to any third party who may rely on the Report wholly or in part. Any third party acting or relying on this Report, in whole or in part, does so at his or her own risk.