

Your Ref: Porsche Boxster 718  
(chassis number WP0ZZZ98ZHS212936)  
Our Ref : CI/TP19008681/D

16 May 2019

**Hong Hin Motor Works**  
25 Kaki Bukit Road 4 #03-33  
Synergy @ KB  
Singapore 417800

**INSPECTION REPORT OF AN UNREGISTERD PORSCHE BOXSTER 718  
MOTOR CAR WITH CHASSIS NUMBER WP0ZZZ98ZHS212936**

1. I refer to your request on 04 May 2019 to conduct a physical inspection of an unregistered Porsche Boxster 718 motor car bearing chassis number WP0ZZZ98ZHS212936 (herein referred to as "**Motor Car**").
2. The purpose of this inspection is to primarily determine: -
  - a) the general road worthiness of the Motor Car, whether there is any possible mechanical problem(s) and/or operational issue(s) to the various operating systems of the Motor Car;
  - b) whether there was any work done to the structural body of the Motor Car, and if yes, whether all major components, welding and critical points of the Motor Car has been properly restored.
3. Following the request, I carried out a physical inspection of the Motor Car on 07 May 2019 at the premises of 176 Sin Ming Drive #04-17, Sin Ming Autocare, Singapore 575721. I also conducted a short test drive of the Motor Car during this inspection. My observations and comments with respect to this inspection and test drive are set out below.

**Inspection of the Motor Car**

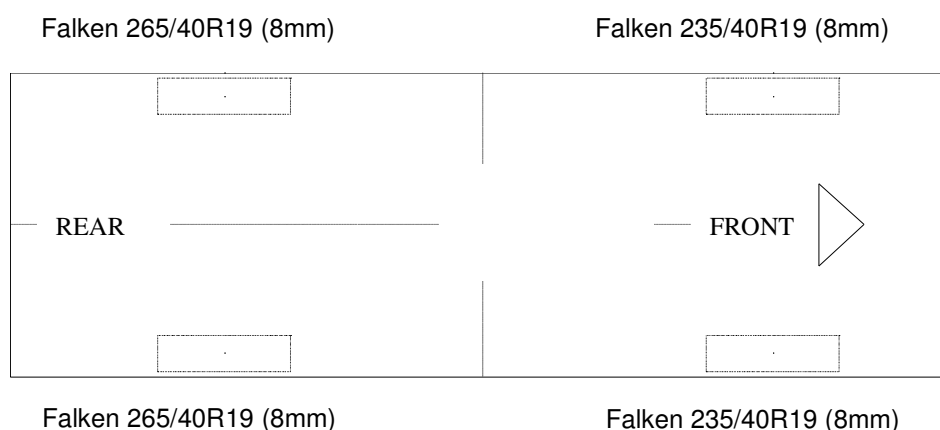
4. The mileage of the Motor Car recorded at the time of my inspection was 5,067km. The Motor Car was also hoisted up during the inspection to facilitate my examination of its undercarriage.

**Exterior Condition**

5. The Motor Car was observed to be in a relatively good general condition with no loose exterior fittings observed.

## Tyres and Wheel Rims

6. It was fitted with 19inch sport wheel rims that were wrapped with tyres that were observed to be of serviceable condition. The tyres were also sufficiently inflated for vehicular operation. The tyre brand, tyre size and approximate remaining tread depth of the 4 tyres of the Motor Car were recorded as follows: -



## Body Panels (Detachable & Non-detachable)

7. The detachable body panels of the Motor Car like the front fenders, front bumper, rear bumper, doors, bonnet and bootlid amongst others were all found to be fitted securely.
8. Checks on the non-detachable body panels like the rear fenders, floor board, pillars and rocker panels amongst others, revealed that these body panels were spot welded onto the structure body of the Motor Car. The original factory sealant at the joints of the non-detachable body panels was all untouched indicating no replacement of the non-detachable body panels was carried out; and that these body panels were all originally fitted.

## Chassis Body

9. Visually, I did not find any weld marks, other than the original spot weld marks, on the chassis body of the Motor Car. The original factory sealant at the joints along the chassis body was also untouched, again indicating that no replacement of the chassis body was carried out; and that the chassis body was originally fitted.

**Interior Compartment (Seats)**

10. The seats of the Motor Car were found to be secured to the floor board of the Motor Car via seat rails bolted onto the floor board. Retractable seat belt reels and pre-tensioners were fitted on all seats of the Motor Car. The seat belt reels were able to be fastened securely into the respective pre-tensioners that were fixed to the side of all the seats.

**Electronic Safety Features**

11. The Motor Car's automatic self-test of the functionality of its various electronic safety features like the Anti-Lock Brake System (ABS), Tyre Pressure Monitor (TPM) and Traction Control System (TCS) during cranking of the engine had indicated that these electronic systems were in working condition. This was determined from the respective warning lights disappearing from the instrument panel after the self-test.

**Engine Compartment & Operating Fluids**

12. The engine compartment of the Motor Car was at its rear underside. Given its remote location, I was not able to carry out thorough checks on the parts and components within the engine compartment. However, from my visual observations, I had found the engine assembly and transmission assembly of the Motor Car to be fitted securely and not mounted onto any part of the Motor Car's chassis body.
13. My subsequent checks on the underside of the Motor Car revealed no sign(s) or indication(s) of fluid leakage and/or fluid stain(s). All undercarriage components of the Motor Car were also observed to be intact and secured in an appropriate manner.

**Steering System & Braking System**

14. Static brake tests conducted on the Motor Car revealed no abnormality. The brake booster had responded well to the various tests conducted. There was also no abnormal movement of the brake pedal when it was depressed. The brake hoses and brake pipes were all intact with no leakage found. In general, the static brake tests had suggested that there was no internal leakage of pressure/vacuum in the braking system of the Motor Car and that the braking system is in serviceable condition.

15. Static test on the steering system of the Motor Car also revealed no abnormality to the steering system. I did not experience any abnormal free play and/or other resistance when turning the steering wheel left and right to full lock positions. My visual examination of the various steering components which had included the rack and pinion, tie rods, tie rod ends and ball joints revealed that these components were all generally in good condition.

### **Test Drive of the Motor Car**

16. I subsequently conducted a short test drive of the Motor Car to operationally determine if there was any possible mechanical problem(s) to the various operating systems of the Motor Car. The test drive was carried out within the building premises of Sin Ming Autocare, where I was able to make multiple right turns and left turns; travel over road humps; left bend and right bend; upslope and downslope.
17. During this test drive, the general performance, stability, braking and handling of the Motor Car were satisfactory. No abnormal sound(s) was heard when executing left turns and right turns or when the Motor Car was going over road humps.
18. Operationally, I did not find any abnormal behaviour of the steering system and braking system. The Motor Car had responded well to my steering input and was able to come to a complete stop effectively during braking. The mileage of the Motor Car at the end of the test drive was 5,068km.

### **Conclusion**

19. Basing on my physical inspection of the Motor Car, I am of the view that the overall general condition of the Motor Car was relatively good. There was no sign(s) or indication(s) of any work done to the structural body of the Motor Car. There was also no sign(s) or indication(s) of fluid leak and/or fluid stain found.
20. My test drive of the Motor Car revealed no evidence to suggest possible mechanical problem(s) to the Motor Car. I did not experience any abnormal behaviour and/or sound(s) from the various operating systems of the Motor Car. The general performance, stability, braking and handling of the Motor Car were satisfactory throughout the Motor Car's short test drive. In general, I had found the Motor Car to be of road worthy condition at the time of my inspection. See photo 1 – 17 below taken at the time of my inspection.



**Photo 1** shows a general view of the front right body of the Motor Car at the time of my inspection. The Motor Car was observed to be in relatively good general condition with no loose exterior fittings observed.



**Photo 2** shows a general view of the rear left body of the Motor Car at the time of my inspection. The Motor Car was observed to be in relatively good general condition with no loose exterior fittings observed.





**Photo 3** shows the chassis number of the Motor Car. The chassis number recorded was WP0ZZZ98ZHS212936.



**Photo 4** shows a general view of where the engine compartment of the Motor Car is located. This was at the rear underside (arrowed) of the Motor Car. Given its remote location, I was not able to thoroughly check on the parts and components within the engine compartment. However, from my visual observations, I had found the engine assembly and transmission assembly of the Motor Car to be fitted securely and not mounted onto any part of the Motor Car's chassis body.



**Photo 5** shows a general view of the transmission assembly (arrowed) of the Motor Car. My visual observations of the engine assembly and transmission assembly of the Motor Car revealed both to be fitted securely and not mounted onto the chassis body of the Motor Car.



**Photo 6** shows the front left seat of the Motor Car. The Motor Car is a 2-seater type of Motor Car. The 2 seats were secured via seat rails (arrowed) to the floor board. The seats were also fitted with a retractable seat belt reel and pretensioner. The seat belts were tested and able to be fastened into the respective pretensioners that were fitted on the side of each individual seat.





**Photo 7** shows the warning lights for the various electronic safety features appearing on the instrument panel of the Motor Car during its self-test when the engine is cranked, in particular the ABS, TPM and TCS lights (arrowed).



**Photo 8** shows the respective warning lights no longer illuminated, indicating that there is no fault detected to the ABS, TPM and TCS systems of the Motor Car during the self-test. These electronic systems were hence in working condition at the time of my inspection.





**Photo 9** shows the Motor Car hoisted up for checks on its undercarriage. There was no sign(s) or indication(s) of fluid leakage and/or fluid stain(s) found on the underside of the Motor Car. The undercarriage components were all observed to be intact and secured in an appropriate manner. My examination of the Motor Car's exhaust system revealed no sign(s) or indication(s) of any cut or weld marks along its exhaust pipes and on its rear mufflers (arrowed).



**Photo 10** shows a general view of the control arms and linkages at the rear right wheel of the Motor Car. I did not observe any fluid leak and/or fluid stain on the underside of the Motor Car. All of the Motor Car's undercarriage components were observed to be intact and secured in an appropriate manner.



**Photo 11** shows the various undercarriage components at the rear left wheel of the Motor Car. The mechanical components, control arms and linkages were all found to be intact and secured in an appropriate manner.




**Photo 12** shows the various undercarriage components at the front right wheel of the Motor Car. The mechanical components, control arms and linkages were all found to be intact and secured in an appropriate manner. I did not observe any fluid leak and/or fluid stain on the underside of the Motor Car.







**Photo 13** shows the structural body at the front left chassis of the Motor Car. Visually, I did not find any weld marks other than original spot weld marks (arrowed) at the joints along the chassis. This would indicate that no work was done on the chassis body of the Motor Car and that the chassis body was originally fitted.



**Photo 14** shows the structural body at the rear right underside of the Motor Car. The original factory sealant (arrowed) at the joints along the chassis body was untouched, indicating no work was done on the chassis body of the Motor Car and that the chassis body was originally fitted.



**Photo 15** shows the structural body at the rear left underside of the Motor Car. The original factory sealant (arrowed) at the joints along the chassis body was untouched, indicating no work was done on the chassis body of the Motor Car and that the chassis body was originally fitted.



**Photo 16** shows the rear right body panel of the Motor Car. I did not find any weld marks other than original spot weld marks (arrowed) on the body panels of the Motor Car, indicating that there was no re-welding works carried out; and that the body panels of the Motor Car were originally fitted.





**Photo 17** shows the rear left "C" pillar of the Motor Car. I did not find any weld marks other than original spot weld marks (arrowed) on the body panels of the Motor Car, indicating that there was no re-welding works carried out; and that the body panels of the Motor Car were originally fitted.

**Ang Bryan Tani**

AMSOE, AMIRTE, AFF SAE, M.MATAI, AFF.Inst.AEA

Senior Technical Investigator

Technical Investigation & Accident Reconstructionist (SAE-A)

**DISCLAIMER OF LIABILITY TO THIRD PARTIES:-** This Report is made solely for the use and benefit of the Client named on the front page of this Report. No liability or responsibility whatsoever, in contract or tort, is accepted to any third party who may rely on the Report wholly or in part. Any third party acting or relying on this Report, in whole or in part, does so at his or her own risk.