

Your Ref: TP/IP/19361/2019
Our Ref : CI/TPD19008242/P

19th June 2019

Fatal Accident Investigation Team

Traffic Police Department
Singapore Police Force
10 Ubi Avenue 3
Singapore 408865

MECHANICAL INSPECTION REPORT OF MOTOR TAXI SHC 6160X

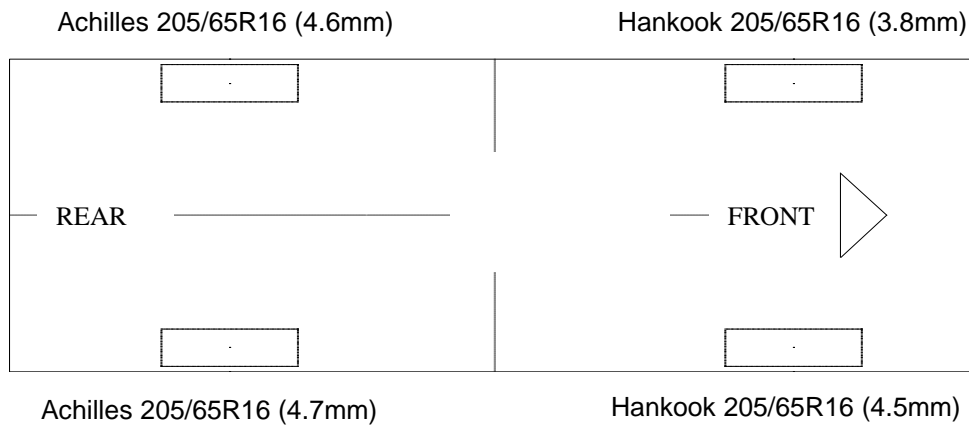
1. I refer to your request on 29th April 2019 to conduct a physical inspection of a Motor Taxi bearing registration number SHC 6160X (herein referred to as "**Motor Taxi**"), which was involved in a road traffic accident on 22th March 2019
2. The objective of the inspection is to determine if there was any possible mechanical failure to the Motor Taxi that may have contributed to the accident.
3. Following the request, I had carried out a physical inspection of the Motor Taxi on 14th June 2019 at the premises of Traffic Police vehicle pound, 517 Airport Road Singapore 539942. I now set out below my observations and comments with respect to this inspection.

General Condition

4. The mileage of the Motor Taxi at the time of my inspection was recorded 359,520km
5. The Motor Taxi was observed to have sustained relatively minor damage at its left portion. Its right door panel were amongst the body parts that were damaged as a result of the accident.

Tyres and Wheel Rims

6. The condition of the Motor Taxi's 4 tyres was observed to be in serviceable condition. I did not find any tear, cut or burst mark(s) on the outer and the inner sidewalls as well as across the tread of the 4 tyres. The 4 tyres were also observed to be sufficiently inflated for vehicular operation. The tyre brand, tyre size and remaining tread depth of the 4 tyres were recorded as follows:-



7. The 4 tyres were observed to be wrapped around standard steel wheel rims that were found to be without any damage. See photo 1 – 9 below.



Photo 1 shows a front general view of the Motor Taxi's at the time of my inspection. The front portion of the Motor Taxi was observed to have been unaffected by the accident. The mileage of the Motor Taxi at the time of my inspection was recorded to be 364,863km.



Photo 2 shows a general view of the Motor Taxi's right body panel at the time of my inspection. The right portion of the Motor Taxi was observed to have been unaffected by the accident.



Photo 3 shows a general view of the Motor Taxi's right body panel at the time of my inspection. The right door panel portion (arrowed) of the Motor Taxi was observed to have sustained minor damages as a result of the accident.



Photo 4 shows a general view of the Motor Taxi's left body panel at the time of my inspection. The left portion of the Motor Taxi was observed to have been unaffected by the accident.



Photo 5 shows a general view of the Motor Taxi's rear body at the time of my inspection. The rear portion of the Motor Taxi was observed to have been unaffected by the accident.



Photo 6 shows the condition of the front right tyre of the Motor Taxi, which was observed to be in serviceable condition with remaining tread depth of approximately 4.5mm. The tyre was sufficiently inflated for vehicular operation with no tear, cut or burst mark(s) on the outer and the inner sidewalls as well as across the tread. The 4 tyres of the Motor Taxi were wrapped around standard steel wheel rims without any damage.




Photo 7 shows the condition of the rear right tyre of the Motor Taxi, which was observed to be in serviceable condition with remaining tread depth of approximately 4.7mm. The tyre was also observed to be sufficiently inflated for vehicular operation with no tear, cut or burst mark(s).



Photo 8 shows the condition of the rear left tyre of the Motor Taxi, which was observed to be in serviceable condition with remaining tread depth of approximately 4.6 mm. The tyre was also observed to be sufficiently inflated for vehicular operation with no tear, cut or burst mark(s).



Photo 9 shows the condition of the front left tyre of the Motor Taxi, which was observed to be in serviceable condition with remaining tread depth of approximately 3.8mm. The tyre was also observed to be sufficiently inflated for vehicular operation with no tear, cut or burst mark(s).

Engine Compartment & Operating Fluids

8. Upon examination of the engine compartment of the Motor Taxi, I had observed all the parts and components inside the engine compartment to be intact and unaffected by the accident. The brake fluid, engine oil and engine coolant were all found to be of sufficient level for operating purposes. Visually, there was also no contamination found to these fluids.
9. Further examination of the engine compartment revealed no sign(s) or indication(s) of fluid leakage and/or fluid stain within the engine compartment of the Motor Taxi.
10. My subsequent checks on the underside of the Motor Taxi also revealed no sign(s) or indication(s) of fluid leak and/or fluid stain(s). Visually, the various undercarriage components of the Motor Taxi were all observed to be intact and without any visible damage. See photo 10 - 14 below.



Photo 10 shows a general view of the Motor Taxi's engine compartment. The various parts and components inside the engine compartment were unaffected by the accident. There was also no sign(s) or indication(s) of fluid leakage and/or fluid stain within the engine compartment.



Photo 11 shows the brake fluid reservoir of the Motor Taxi at the time of my inspection. The brake fluid was observed to be of sufficient level and without any visible contamination.



Photo 12 shows checks being carried out to the engine coolant of the Motor Taxi at the time of my inspection. The engine coolant was observed to be of sufficient level (arrowed) and without any visible contamination.



Photo 13 shows the engine oil dip stick of the Motor Taxi at the time of my inspection. The engine oil was observed to be of sufficient level and without any visible contamination.



Photo 14 shows the undercarriage of the Motor Taxi, at the area where the engine housing and transmission housing are located. I did not find any sign(s) or indication(s) of fluid leak and/or fluid stain(s) on the underside of the Motor Taxi.

Braking System & Steering System

11. Static brake tests conducted on the Motor Taxi revealed no abnormality. The brake booster had responded well to the various tests conducted. There was also no abnormal movement of the brake pedal when it was depressed. In general, the static brake tests had suggested that there was no internal leakage of pressure/vacuum in the braking system of the Motor Taxi. The braking system of the Motor Taxi was likely to be in serviceable condition at the material time. This was taking into consideration that the brake fluid was of sufficient level, and also that there was no sign(s) of brake fluid leakage along the brake hoses and brake pipes.
12. Static test on the steering system of the Motor Taxi also revealed no abnormality to the steering system. I did not experience any abnormal free play and/or other resistance when turning the steering wheel left and right to full lock positions. My visual examination of the various steering components which had included the steering rack and pinion, tie rods, tie rod ends and ball joints revealed that these components were all generally in good condition. See photo 15 - 22 below.



Photo 15 shows the brake hose/pipe (arrowed) at the rear left wheel of the Motor Taxi. I did not observe any leakage of brake fluid at the time of my inspection of the Motor Taxi. Static tests of the Motor Taxi's braking system had indicated that there was no internal leakage of pressure/vacuum. The undercarriage components of the Motor Taxi were also all found to be intact and without any visible damage.



Photo 16 shows the brake hose/pipe (arrowed) at the rear right wheel of the Motor Taxi. I did not observe any leakage of brake fluid at the time of my inspection of the Motor Taxi. Static tests of the Motor Taxi's braking system had indicated that there was no internal leakage of pressure/vacuum. The undercarriage components of the Motor Taxi were also all found to be intact and without any visible damage.



Photo 17 shows the brake hose/pipe (red arrow) at the front left wheel of the Motor Taxi. No leakage of brake fluid was observed. Visual examination of the various components, the inner rubber boot (yellow arrow) of the right steering rack was observed to be broken. However the other various components of the braking system like the brake caliper (circled), brake booster, brake pedal etc had revealed all to be intact and without visible damage.




Photo 18 shows the brake hose/pipe (arrowed) at the front right wheel of the Motor Taxi. No leakage of brake fluid was observed. Visual examination of the various components of the braking system like the brake caliper (circled), brake booster, brake pedal etc had revealed all to be intact and without visible damage.




Photo 19 shows the various undercarriage components at the front right wheel of the Motor Taxi, in particular the steering tie rod (arrowed). The various steering components were all found to be intact, suggesting that the steering system of the Motor Taxi was likely to be in serviceable condition at the material time of accident. There was also no sign of fluid stain observed on the various undercarriage components at the front right wheel of the Motor Taxi.



Photo 20 shows the various undercarriage components at the front left wheel of the Motor Taxi, which had included the steering tie rod (red arrow) and front left drive shaft (yellow arrow). The various undercarriage components of the Motor Taxi were all found to be intact without any visible damage.




Photo 21 shows front left drive shaft (arrowed) undercarriage component at the front left wheel of the Motor Taxi, were found to be intact without any visible damage.



Photo 22 shows front right drive shaft (arrowed) undercarriage component at the front right wheel of the Motor Taxi, were found to be intact without any visible damage.

Electronic Safety / Warning Indicators

13. The Motor Taxi 's automatic self-test of the functionality of its various electronic operating systems like the Anti-Lock Brake System (ABS), Electric Power Steering System (EPS), Traction Control (TC) and Supplemental Restraint System (SRS) during cranking of the engine had indicated that these systems were in working condition and without abnormality. This can be established from the warning lights disappearing from the instrument panel after the self-test. See photo 23 & 24 below.



Photo 23 shows the warning light for Anti-Lock Brake System (ABS), Electric Power Steering System (EPS), Traction Control (TC) and Supplemental Restraint System (SRS) appearing on the instrument panel of the Motor Taxi during the self-test of its various electronic operating systems when its engine was cranked.



Photo 24 shows no warning lights illuminated on the instrument panel of the Motor Taxi after the engine was cranked. This would suggest that there was no abnormality to the various electronic operating systems of the Motor Taxi, like the ABS, EPS, TC and SRS etc.

Operational Behaviour of the Motor Taxi

14. A short operational test of the Motor Taxi, to primarily determine whether there was any abnormality to its engine system, its transmission system and braking system was subsequently carried out.
15. During the operational test, the transmission system of the Motor Taxi was able to be shifted to drive mode and reverse mode without any difficulty. There was no abnormal sounds heard and/or abnormal behaviour of the Motor Taxi's engine system. It was able to move forward and backward normally. The braking system was also found to be in working condition as the Motor Taxi was able to slow down and come to a complete stop upon depressing of the brake pedal. (Refer to photo 1 and 25)



Photo 25 shows the front right wheel of the Motor Taxi turned to its full left. During my steering system test, I did not experience any abnormal free play and/or resistance when I had turned the steering wheel towards the left and right. This would suggest that the steering system of the Motor Taxi was likely to be in serviceable condition at the material time of accident.

Conclusion

16. From my physical inspection of the Motor Taxi, it appears that its engine system, transmission system, steering system and braking system were all in serviceable condition. I did not find any evidence(s) to suggest that there was possible mechanical failure and/or abnormal behaviour to the Motor Taxi that may have caused and/or contributed to the accident.
17. A short operational test of the Motor Taxi, which I had conducted, did not produce any sign(s) or symptom(s) to suggest that there was any abnormality to its engine system, its transmission system and braking system.
18. The 4 tyres of the Motor Taxi were also found to be in serviceable condition. I did not find any tear, cut or burst mark(s) on the outer and the inner sidewalls as well as across the tread of the 4 tyres. The 4 tyres were also observed to be sufficiently inflated for vehicular operation with remaining tread depth of approximately 3.8mm to 4.7mm.

Sherwin Beh

Technical Investigator

Ang Bryan Tani

AMSOE, AMIRTE, AFF SAE, M.MATAI, AFF.Inst.AEA

Senior Technical Investigator

Technical Investigation & Reconstructionist (SAE-A)

DISCLAIMER OF LIABILITY TO THIRD PARTIES: - This Report is made solely for the use and benefit of the Client named on the front page of this Report. No liability or responsibility whatsoever, in contract or tort, is accepted to any third party who may rely on the Report wholly or in part. Any third party acting or relying on this Report, in whole or in part does so at his or her own risk.