



Our Ref: MR/ 12239/2017 Lawyers (Request No. 201715118)

20 Oct 2017

Specialist Medical Report for Alexander Natarajan S7768438G

The above-mentioned was admitted from 4th April to 3rd May 2016 after being involved in a road traffic accident, whereby his motorcycle was hit by a car sideways. His main injuries were over the left foot where he sustained the following:-

- 1) 1st metatarsophalangeal joint (MTPJ) fracture-dislocation with comminuted fracture of the proximal phalanx and metatarsal head
- 2) 4th metatarsophalangeal fracture dislocation with comminuted fracture of the metatarsal head
- 3) Degloving injury involving the entire heel pad, extending to the medial foot and distal plantar forefoot.
- 4) 2nd middle phalanx fracture
- 5) 3rd proximal phalanx fracture
- 6) 5th metatarsal head and proximal phalanx fracture
- 7) Posterior heel laceration distal to tendoachilles insertion

He underwent left foot excisional debridement, k-wiring of left 1st MTPJ and 4th MTPJ, toilet and suture of left 4th MTPJ laceration on 4th April 2016.

He subsequently underwent these further procedures during the same admission:-

- 1) Left foot wound debridement and reapplication of VAC dressing on 7th April 2016
- 2) Left foot wound debridement and application of VAC dressing on 12th April 2016
- 3) Free rectus flap and split skin grafting to left foot wound on 19th April 2016 (by Department of Plastic Surgery)

He was discharged well and seen at the orthopaedic specialist outpatient clinic on 5th May, 19th May, 13th June and 11th July. At the last review his xrays showed good fracture healing and he was discharged from follow-up. When I saw him on 22nd September 2017 for the purpose of this specialist report, he still had some pain in the 1st MTPJ; however, he was able to ambulate well. His ankle and subtalar joints had full range of movement. His 1st MTPJ was stiff with dorsiflexion of 10 degrees and plantarflexion of 0 degrees. His condition has improved since the time of the accident. However, it is unlikely to improve further. He will not need any more surgical interventions or follow-ups.

Dr Kevin Koo
Consultant Orthopaedic Surgeon
Department of Orthopaedic Surgery

PATIENTS. AT THE HEART OF ALL WE DO.

SingHealth Duke-NUS Academic Medical Centre

Singapore General Hospital • KK Women's and Children's Hospital • Sengkang Health
National Cancer Centre Singapore • National Dental Centre Singapore • National Heart Centre Singapore
National Neuroscience Institute • Singapore National Eye Centre • SingHealth Polyclinics • Bright Vision Hospital



Organization Accredited
by Joint Commission International



17 January 2018

OUR REF: MR/00033/2018 (REQUEST NO. 201800046)

SPECIALIST REPORT ON ALEXANDER NATARAJAN
NRIC NO. SG 7768438

The abovenamed gives a history of being a motor cyclist involved in accident with a car on 4/4/2016.

He was admitted via A & E Dept SGH to Orthopaedic ward SGH with the following injuries:

- 1) Multiple displaced fractures of left foot involving proximal and distal phalanges and lateral sesamoid of big toe, proximal, middle and distal phalanges of 2nd toe, proximal phalanges of third and fifth toes and heads of fourth and fifth metatarsal.
- 2) Degloving injury to left foot.

He had the following surgeries:

- 1) 04/04/16 - Debridement and K-wiring of foot fracture
- 2) 12/04/16 - Debridement of wound
- 3) 19/04/16 - Free rectus flap and skin graft

He recovered uneventfully and was discharged on 3/5/2016.

He has been on regular outpatient review. His wounds healed fully on 4/7/2016. On review on 25/8/2017 there was a small superficial ulceration of his skin graft.

On 8/1/2018 review his left foot wound healed fully. ✓

PATIENTS. AT THE HEART OF ALL WE DO.™

SingHealth Duke-NUS Academic Medical Centre

Singapore General Hospital • KK Women's and Children's Hospital • Sengkang Health
National Cancer Centre Singapore • National Dental Centre Singapore • National Heart Centre Singapore
National Neuroscience Institute • Singapore National Eye Centre • SingHealth Polyclinics • Bright Vision Hospital




Organisation Accredited
by Joint Commission International

OPINION

- 1) He has recovered fully from his road traffic accidents sustained on 4/4/2016.
- 2) He is able to ambulate and have appropriate footwear.
- 3) As his foot/ankle wound required a muscle flap and skin graft for healing, he may have episodes of ulceration of the skin graft.
- 4) The skin graft of his left foot will be more prone to ulcerations and he requires to be more careful with his footwear.
- 5) He needs review in OPD periodically.

DoH: 4.4.2016.

1
2nd floor


Prof Tan Kok Chai
Senior Consultant
Plastic, Reconstructive and Aesthetic Surgery
Singapore General Hospital

KARUPPAN CHETTIAR & PARTNERS

ADVOCATES & SOLICITORS
NOTARY PUBLIC
COMMISSIONER FOR OATHS
UEN 53131205D

Renuka Chettiar
Ganesh S. Ramanathan

111 North Bridge Road
#29-01 Peninsula Plaza
Singapore 179098
Tel: (65) 6299-9500 (4 lines)
Fax: (65) 6333-0455
e-mail: kcp@kcp.com.sg

*Service of court documents by fax/e-mail
is not accepted*

8th February 2018

Singapore General Hospital
Outram Road
Singapore 169608

Our Ref: GR.AC.4114.16.jk

Your Ref:

Attention: (Medical Report Section)

Dear Sirs

**RE: CLARIFICATION OF SPECIALIST MEDICAL REPORT FROM THE
DEPARTMENT OF PLASTIC SURGERY**

We act for Mr Alexander Natarajan.

We thank you for the specialist medical report dated 17th January 2018, prepared by Prof Tan Kok Chai.

Prof Tan opined that there may be episodes of ulceration of the skin graft. Please let us know as to whether our client needs surgery or procedure in future for the skin graft / muscle flap over his left foot, and if so, please give an estimate of the cost at B1 ward rates.

Thank you.

Yours faithfully


(Ganesh S.R.)

SINGAPORE ACCIDENT STATEMENT

IMPORTANT NOTICE

1. Please report correctly the details of the accident to speed up the claims process.
2. This Form must be completed by the Policyholder and/or the Authorised Driver.
3. Information provided must be as truthful and accurate as possible. Any wilful misrepresentation or withholding of material facts may allow insurance companies to repudiate policy ability.
4. The issue and acceptance of this Form by insurance companies is not an admission of policy liability on the part of the insurance companies.
5. Any false reporting may be referred to the Police for investigation.
6. This report will be forwarded by the insurers of the insurers of the GIA Records Management Centre established by the General Insurance Association of Singapore (GIA) for archiving and that copies of this report will for a fee be made available upon application by interested parties.
7. By the lodgement of this report to the insurers, you hereby consent to the archiving of this report at the centre and to copies of the report being made available aforesaid.

ACCIDENT STATEMENT

Date Of Report	05/04/2016 10:16
Date Of Accident	04/04/2016 11:10
Exact Location Of Accident	KG BAHRU RD
Country/State of Loss	Singapore

DETAILS OF OWN VEHICLE

Vehicle Registration Number	SHA2002G
Insured/Policyholder	
Name Of Registered Owner	COMFORT TRANSPORTATION PTE LTD
Co Reg No	199303821R
Email Address	fleetsafety@cdgtaxi.com.sg
Mobile Phone No	
Alternative Phone No	Office-65508768

Vehicle Particulars

Manufacturer	HYUNDAI
Model	SONATA
Exact Purpose for which vehicle was being used at time of accident	
Are you claiming under your own insurance policy for repair to your vehicle?	No
If No, Please state action to be taken	Reporting Only
Vehicle Category	Taxi

Insurance Company

Name of Insurance Company	India International Insurance Pte Ltd
Type Of Coverage	Third Party Fire and/or Theft
Fleet Policy	Yes
Policy Number	MCOM0016
Cover Note Number	

Driver

Name of Driver	THAM CHEE HOONG
NRIC No	S6880195H
Date Of Birth	10/06/1968
Occupation	Outdoor
Date Of Driving Pass	27/07/2012
Driving Experience	3 Years And 8 Months
Gender	Male
Mobile Number	
Fax Number	
Contact Number	
Email Address	ATNTW@SINGNET.COM.SG

Address	508 #06-85 HOUGANG AVENUE 10
Postcode	530508
Was driver an employee of the Insured's Company	No
If No, Relationship of the Driver with the Insured	Other - TAXI DRIVER
Vehicle Registration Number of Driver's Own Vehicle	-
	-
	-
Insurance Company of Driver's Own Vehicle	-
	-

General Information of the Accident

Type Of Accident	Collision- Head to Side
Weather Conditions	Clear
Road Surface	Dry

Other Information

Was any foreign vehicle involved in this accident?	No
Was any body injured in the Accident?	Yes
Was any other material or property damaged?	Yes
Was there any video captured by Car Camera?	Yes
Number of Passengers (Including Driver)	1

Details of Police Action

Was the accident reported to the police?	Yes
If Yes, Please state which Police Station	
Police Station Name [Other]	TP HQ
Was notice of intended Prosecution given?	No
If Yes, against whom?	

Circumstances of Accident

SEE POLICE REPORT.

Are accident photos available for attachment?	Yes
---	-----

DETAILS OF OTHER VEHICLE PROPERTY 1

Vehicle Registration Number	FBE8902S
Vehicle Make/Model/Colour	
Details Of Properties	
Name of Driver	
NRIC/Passport Number	
Contact Number	
Address	
Postcode	
Insurance Company Name	
Nature Of Damage	FRT
No. Of Passenger (Including Driver)	

Details of Witness

Name	
Phone Number	
Email Address	

DETAILS OF INJURED PERSON 1

Name	RIDER
Approximate Age	
Injuries Sustain	LEFT LEG
Injured person in which vehicle?	FBE8902S
Were seat belts worn?	

Was injured conveyed to hospital by ambulance? Yes

Address

Postcode

SKETCH PLANIMPORTANT NOTICE

1. Please report correctly the details of the accident to speed up the claims process.
2. This Form must be completed by the Policyholder and/or the Authorised Driver.
3. Information provided must be as truthful and accurate as possible. Any willful misrepresentation or withholding of material facts may allow insurance companies to repudiate policy liability.
4. The issue and acceptance of this Form by insurance companies is not an admission of policy liability on the part of the insurance companies.
5. Any false reporting may be referred to the Police for investigation.
6. The report will be forwarded by the Insurers of the GIA Records Management Centre established by the General Insurance Association of Singapore (GIA) for archiving and that copies of this report will for a fee be made available upon application by interested parties.
7. By the lodgement of this report to the insurers, you hereby consent to the archiving of this report at the centre and to copies of the report being made available aforesaid.
8. Consent under the Personal Data Protection Act (PDPA)
I understand, acknowledge, agree and consent that:
 - (a) My insurer, my workshop and the General Insurance Association of Singapore ("GIA") may/are permitted to collect, use, disclose and/or process my personal data/personal information set out in this form and any other personal information provided by me or possessed by my insurer (collectively the "Personal Information") and disclose and transfer such Personal Information to all insurer(s) who have insured vehicle(s) involved in this accident (all insurer(s) who have insured vehicle(s) involved in this accident shall be collectively referred to as the "Insurers"), the Insurers' lawyers/law firms, the Monetary Authority of Singapore and any relevant government agency/authority (such as the police), for the purpose(s) of:
 - (i) processing, handling and/or dealing with my claims including the settlement of the claims and any necessary investigations relating to the claims;
 - (ii) investigating the accident and/or my claims;
 - (iii) carrying out and/or dealing with my instructions or responding to any enquiries by me;
 - (iv) administering my claims (including the mailing of correspondence, statements, invoices, reports or notices to me, which could involve disclosure of certain personal data about me to bring about delivery of the same as well as on the external cover of envelopes/mail packages); and/or
 - (v) complying with applicable law in administering, processing, handling and/or dealing with my claims.
 - (collectively the "Purposes")
 - (b) all insurer(s) who have insured vehicle(s) involved in this accident and the Insurers' lawyers/law firms, may/are permitted to collect, use, disclose and/or process my Personal Information for one or more of the above Purposes; and
 - (c) my Personal Information may/can be disclosed by any of the Insurers and/or GIA to their third party service providers or agents (including their lawyers/law firms), which may be sited outside of Singapore, for one or more of the above Purposes.

COMFORT TRANSPORTATION PTE. LTD.
CO REG NO. 199303821R

Policyholder's Signature / Date & Time

Driver's Signature (If driver is not the policyholder) / Date & Time

Witnessed by Reporting Centre Personnel

Sketch Plan





**SINGAPORE
POLICE FORCE**



T/20160404/2072

Police Station Of Origin:
Traffic Police Division HQ
10 Ubi Avenue 3 SINGAPORE 408865
Tel No: 65470000

1 of 3

Report No. T/20160404/2072

REPORT OF A TRAFFIC ACCIDENT

Date/Time Report Made: 04/04/2016 12:52		Vide Report No.: A/20160404/0086		Station Diary No.:	
Informant's Particulars					
Name of Informant: THAM CHEE HOONG			Address: APT BLK 508 HOUGANG AVE 10 #06-85 HDB-HOUGANG SINGAPORE 530508		
ID Type / ID No.: NRIC NO / S6880195H			Contact No.: Home/Office: Mobile: 98329899		
Nationality: SINGAPORE CITIZEN			Email:		
Sex: Male	Age: 47	Date of Birth: 10/06/1968	Type of Informant: Driver		
Race: Chinese			Language:		Institution / School Name:
Occupation: Taxi driver			Driving Licence Information: Class: 3 Date of Expiry:		

General Information of the Accident				
Type of Accident:	Injury Conveyed By Ambulance	Drink Drive: No	Date/Time of Accident: 04/04/2016 11:10	Type of Location: Straight Road
Location: Along Road 1 Traveling Toward Road 2 KAMPONG BAHRU ROAD LOWER DELTA ROAD				
Weather: Clear		Road Surface: Dry		Road Speed Limit:
Traffic Flow: One Way		Traffic Control: Traffic Light - Working		Traffic Volume: Moderate
Type of Collision: Between Moving Vehicles - Head To Side				Anyone conveyed by ambulance: No

Details of Vehicle Involved						
Vehicle No.	Type	Make	Model	Color	Condition	No. of
FBE8920S	Motorcycle				Seriously Damaged	0
SHA2002 ⁶	Car				Slightly Damaged	0

Details of Person Involved	
Any Pedestrian Involved: No	
No. of Pedestrians Injured: NIL	Use of Pedestrian Crossing: NA



**SINGAPORE
POLICE FORCE**



T/20160404/2072

Police Station Of Origin:
Traffic Police Division HQ
10 Ubi Avenue 3 SINGAPORE 408865
Tel No: 65470000

2 of 3

Report No. T/20160404/2072

CONTINUATION OF REPORT

Driver			
Name	THAM CHEE HOONG	ID No.	S6880195H
Related Vehicle	SHA2002 (Car)	Contact No.	98329899
Hospital/Clinic	NIL	Class of Driving Licence & Expiry Date	Class: 3 Date of Expiry: NIL
Date Treatment	NIL	Date Discharge	NIL
No. of Days granted Medical Leave	NIL	Degree of Injury	NIL

Brief Details.

ON THE ABOVE DATE AND TIME, I WAS COMING OUT FROM THE SMALL ROAD FROM SILAT AVE TURNING ONTO KAMPONG BAHRU ROAD. I CHECKED BOTH SIDES BEFORE TURNING, AND AS IT WAS CLEAR I STARTED TO MAKE THE TURN. SUDDENLY, ONE MOTORBIKE APPROACHING FROM MY RIGHT AT A VERY FAST SPEED CAME AND THE FRONT OF THE BIKE HIT MY LEFT BUMPER. THE RIDER FLEW ON TO THE ROAD AS WELL. AFTER PARKING MY CAR AT A SAFE LOCATION, I WENT TO GO CALL HELP FOR THE INJURED RIDER. THE RIDER SUFFERED QUITE SERIOUS INJURIES TO HIS LEFT LEG. I WAS NOT INJURED IN THE COLLISION.

MY TAXI SUFFERED SMALL DAMAGES TO THE FRONT LEFT BUMPER SIDE, AND THE BIKE ALSO SUFFERED SOME DAMAGES.

THATS ALL.



**SINGAPORE
POLICE FORCE**

Police Station Of Origin:
Traffic Police Division HQ
10 Ubi Avenue 3 SINGAPORE 408885
Tel No: 65470000



T/20160404/2072

3 of 3

Report No. T/20160404/2072

CONTINUATION OF REPORT

Sketch Plan

Informant is not able to provide sketch plan

IMPORTANT: Please attach a copy of your vehicle's Insurance Certificate to this report. If you don't have the certificate with you now, please fax a copy to 65474885 stating the report number as reference.

Signature Of Officer Recording The Report:

TP /
SARHAN SAYED HASSAN

Sh

Signature Of Informant:

[Handwritten Signature]

Signature Of Interpreter:
Not applicable

Date/Time:
04/04/2016 12:52

Officer In Charge Of Case:
TP / GIT /
DJUMANDI BIN DJUHARI
Contact No.: 65472077

Classification Of Case:



SINGAPORE
POLICE FORCE

Authentication Stamp
NP168

Signature

Sh



T/20160404/2084

1 of 3

Report No. T/20160404/2084

Case Summary Form (CSF For NP168)

Manual NP168 Form Serial No T/20160404/2072

Report Number T/20160404/2084

Vide Report Number

Date/Time of Report Made 04/04/2016 13:45

Place Report Lodged Traffic Police Division HQ

Type of Informant Driver

Name of Informant THAM CHEE HONG

ID Type / ID No. NRIC NO / S6880195H

Home/Office

Mobile 98329899

Email

Type of Accident Injury / Conveyed By Ambulance

Drink Drive No

Anyone conveyed by ambulance Yes

Date/Time of Accident 04/04/2016 11:10

Details of Vehicle Involved						
Vehicle No	Type	Make	Model	Color	Condition	No of
FBE8920S	Motorcycle				Seriously Damaged	0
SHA2002G	Car				Slightly Damaged	0

Details of Person Involved	
Any Pedestrian Involved: No	
No. of Pedestrians Injured: NIL	Use of Pedestrian Crossing: NA



T/20160404/2084

2 of 3

Report No. T/20160404/2084

Continuation of CSF For NP168

Driver			
Name	THAM CHEE HONG		ID No. S6880195H
Related Vehicle	SHA2002G (Car)		Contact No. 98329899
Hospital/Clinic	NIL		Class of Driving Licence & Expiry Date Class: NIL Date of Expiry: NIL
Date Treatment	NIL	Date Discharge	NIL
No. of Days granted Medical Leave	NIL	Degree of Injury	NIL

Brief Facts.

REFER TO ORIGINAL REPORT NUMBER T/20160404/2072, I WISH TO CORRECT THE VEHICLE NUMBER OF MY TAXI

IT SHOULD BE: SHA2002G.

THATS ALL.



T/20160404/2084

3 of 3

Report No. T/20160404/2084


Continuation of CSF For NP168

Sketch Plan

Informant is not able to provide sketch plan

IMPORTANT: Please attach a copy of your vehicle's Insurance Certificate to this report. If you don't have the certificate with you now, please fax a copy to 65474885 stating the report number as reference.

Case Sensitivity	No
Officer-In-Charge of Case	TP / GIT / DJUMANDI BIN DJUHARI
Classification of Case	1) INJURY / CONVEYED BY AMBULANCE



Describe Circumstances of the Accident


Please follow Report T/2060404/2012

Declaration

We declare the foregoing particulars are true in every respect.

COMFORT TRANSPORTATION PTE LTD
CO. REG. NO 199303821R

Policyholder's Signature / Date &
Time

 04/04/16 14.45
Driver's Signature (if driver is not the policyholder) / Date
& Time

Jackson 4/4/16
Witnessed by Reporting Centre
Personnel



21 February 2018

OUR REF: MR/00033/2018 (REQUEST NO. 201803153)

CLARIFICATION REPORT ON ALEXANDER NATARAJAN
NRIC NO. SG 7768438

Treatment of ulcerations is usually by medical dressing ^{cd} treatment of first choice first.

Unable to estimate cost at this part in time.

Prof Tan Kok Chai
Senior Consultant
Department of Plastic, Reconstructive & Aesthetic Surgery
Singapore General Hospital

PATIENTS. AT THE HEART OF ALL WE DO.®

SingHealth Duke-NUS Academic Medical Centre

Singapore General Hospital • KK Women's and Children's Hospital • Sengkang Health
National Cancer Centre Singapore • National Dental Centre Singapore • National Heart Centre Singapore
National Neuroscience Institute • Singapore National Eye Centre • SingHealth Polyclinics • Bright Vision Hospital



Organisation Accredited
by Joint Commission International



BONE AND JOINT SPECIALIST CLINIC

Holistic Care with Precision

Company Reg. No: 201503140R

1, Farrer Park Station Road, #12-03, Farrer Park

Hospital (Connexion), Singapore 217562

☎ +65 6443 7713 ☎ +65 6443 7724

✉ bonejointspecialist@gmail.com

🌐 www.bonejointspecialistclinic.com

e-consult: <https://www.my-doc.com/join/bonejointspecialist>

Specialist Medical Report on ALEXANDER NATARAJAN

I declare that I understand that it is my duty to assist the court to provide an expert opinion and that duty overrides any obligation to the person from whom I receive instructions or by whom I am paid.

Clinical History

Mr Alexander Natarajan is a 41 year old gentlemen who was involved in a road traffic accident on 4/4/2016. He was admitted to Singapore General Hospital (SGH). He incurred in the following injuries:-

- a) 1st metatarsophalangeal joint (MTPJ) fracture-dislocation with comminuted fracture of proximal phalanx and metatarsal head. - 3-81
- b) 4th metatarsophalangeal fracture dislocation with comminuted fracture of the metatarsal head. - 3-51
- c) Degloving injury involving the entire heel pad, extending from medial foot and distal plantar forefoot.
- d) 2nd toe middle and distal phalanx fracture; 3rd and 5th toe proximal phalanx fracture.
- e) Posterior heel laceration distal to tendoachilles insertion.

He underwent left foot debridement, k-wiring of left 1st MTPJ and 4th MTPJ, with suture to laceration overlying 4th MTPJ on 4/4/2016. He had 2 further debridements with vacuum assisted (VAC) dressing on 7/4/2016 and 12/4/2016.

Finally he underwent definitive wound coverage with free rectus flap and skin grafting to left foot wound on 19/4/2016. He was on regular follow-up in SGH and fractures were noted to have healed. Orthopaedic clinic at SGH had given him an open date whereas the plastic reconstruction surgery unit had given him a once in 3 months follow-up.

Current Symptoms

He is still having pain in feet and toes due to the severe nature of the soft tissue and bone injury. He has stiffness in ankle and foot including toe joint movement. While walking any distance beyond 5 minutes it is associated with pain. Currently he is working in a shop and he finds it difficult to carry heavy loads since he has immediate pain due to the intra-articular i.e. joint injuries.

Specialist Medical Report Review

- a) Specialist medical report from Prof Tan Kok Chai, Senior Consultant, Plastic, Reconstructive and Aesthetic Surgery, SGH, dated 17/1/2018.
- b) Specialist medical report from Dr Kevin Koo, Consultant Orthopaedic Surgeon, SGH, dated 20/10/2017.
- c) Medical report from Prof Tan Kok Chai, Senior Consultant, Plastic, Reconstructive and Aesthetic Surgery, SGH, dated 28/6/2016.



Clinical examination

- i) Numbness of toes and feet attributable to the severe soft tissue injury inclusive of sensory nerves.
- ii) Left foot bulky scar attributable to soft tissue procedure to address severe degloving injury.
Scar Size 16cm by 6cm.
- iii) Donor site scar at:-
 - i) Left side of abdomen 16cm. (Rectus Muscle Donor Site)
 - ii) Right thigh 16cm by 8cm. (Skin Graft Donor Site)
- iv) Ankle range of motion:-
 - i) Dorsiflexion 15°
 - ii) Plantarflexion 30°
 - iii) Inversion 30°
 - iv) Eversion 20°
- v) Toes:-
 - i) 1st Metatarsophalangeal Joint (MTPJ):-
 - Extension 10°
 - Plantarflexion 0°
 - ii) 4th Metatarsophalangeal Joint (MTPJ): -
 - Dorsiflexion 10°
 - Plantarflexion 10°
 - iii) 2nd, 3rd and 5th toe Metatarsophalangeal Joint (MTPJ):-
 - Dorsiflexion 20°
 - Plantarflexion 10°
- vi) Due to the stiffness of foot and ankle with a bulky flap he get easily scars at the medial side of the foot/ankle.
- vii) Due to the bulky flap his shoe size on the left side had increased to size 10 (previously 9).

Radiological investigations and Clinical photos

- a) Radiographs done on 8/2/2018 revealed osteoarthritis of metatarsophalangeal joint of 1st and 4th on the left side.
- b) The clinical photos of the large bulky flap is evident and the dressing is due to abrasive scar that he gets from the shoe wear abrading his ankle.



BONE AND JOINT SPECIALIST CLINIC

Holistic Care with Precision

Company Reg. No: 201503140R

1, Farrer Park Station Road, #12-03, Farrer Park Hospital (Connexion), Singapore 217562

☎ +65 6443 7713 ☎ +65 6443 7726

✉ bonejointspecialist@gmail.com

🌐 www.bonejointspecialistclinic.com

e-consult: <https://www.my-doc.com/join/bonejointspecialist>

Future Treatment

He is still having pain and stiffness in the right foot, this is attributable to the bulky flap as well as the osteoarthritis of 1st and 4th MTPJ. He will benefit from debulking to facilitate ease in shoe wear. Such surgery is often done by Plastic, Reconstruction and Aesthetic surgeons. Estimated cost as a Class B1 Patient in a restructured institution is about \$20000/-.

Moreover, he will need possible fusion of 1st and 4th toe MTPJ for progressive arthritis. The estimated costs of this is about \$15000/- in a restructured hospital as a Class B1 Patient.

At present he has to regularly change his foot wear and incur in double cash due to the differential size caused by the bulky flap. I have referred him to a podiatrist to consider an orthotic device to address his abnormal foot morphology caused by the injury. The usual cost given by Orthotics is \$400 to \$600/year. This cost will be lifelong unless debulking surgery is successfully done.

Percentage Disability

His latest computed percentage disability based on the 5th edition of workmen compensation booklet is:-

a) Ankle range of motion:-

- i) Dorsiflexion 15° => 2%
- ii) Plantarflexion 30° => 3%
- iii) Inversion 30° => 0%
- iv) Eversion 20° => 0%

b) Toes:-

i) 1st Metatarsophalangeal Joint (MTPJ):-

- Extension 10° => 5%
- Plantarflexion 0° => 3%

ii) 4th Metatarsophalangeal Joint (MTPJ):-

- Dorsiflexion 10° => 1%
- Plantarflexion 10° => 1%

iii) 2nd, 3rd and 5th toe Metatarsophalangeal Joint (MTPJ):-

- Dorsiflexion 20° => 1%
- Plantarflexion 10° => 1%
- (2% per toe is total 6%)

Based on combined value chart, his total percentage disability is 21%.



BONE AND JOINT SPECIALIST CLINIC

Holistic Care with Precision

Company Reg. No: 201503140R

1, Farrer Park Station Road, #12-03, Farrer Park

Hospital (Connexion), Singapore 217562

☎ +65 6443 7713 ☎ +65 6443 7721

✉ bonejointspecialist@gmail.com

🌐 www.bonejointspecialistclinic.com

e-consult: <https://www.my-doc.com/join/bonejointspecialist>

Expert Opinion

The patient had a severe ankle injury to foot with associated bony injuries. He already has osteoarthritis of the 1st and 4th MTPJ. There is a high probability that he will need fusion as the disease worsens over time. There is permanent morphological change in the appearance of the foot as evident in the clinical photos. He has no ankle or subtalar joint injury. However, the extended period of recovery and non-weight bearing caused soft tissue capsular tightness leading to decrease in range of motion of these joints.

Rectus abdomen muscle flaps are good in addressing soft tissue defects. They are robust and provide good soft tissue cover. However, the bulky appearance will give difficulty with shoe wear and will often need thinning after the acute period has settled.

Due to the combination of soft tissue and bony injuries in the left foot he will not regain normal foot mechanics he had prior to the accident. His need for special footwear and orthotics will be lifelong.

Myerson MS et al indicated via clinical studies that more than 50% of patients with such injuries will have prolonged morbidity and poor functional outcome due to this combined soft tissue and bony injury.

Ref:-

- i) Song B¹, Chen J², Han Y³, Li Y², Su Y², Guo S².
Aesthetic Plastic Surg. 2016 Aug;40(4):519-25.
Reconstruction of Complex Defects of Lower Extremities Using Thinned Free Muscle Flaps.
- ii) Myerson MS¹, McGarvey WC, Henderson MR, Hakim J.
J Orthop Trauma. 1994 Aug;8(4):343-9.
Morbidity after crush injuries to the foot.
- iii) Varghese BK¹, Babu P², Roy T³.
Med J Armed Forces India. 2016 Apr;72(2):131-9.
Microsurgical free muscle flaps for reconstruction of post-traumatic complex tissue defects of foot.



BONE AND JOINT SPECIALIST CLINIC

Holistic Care with Precision

Company Reg. No: 201503140R

1, Farrer Park Station Road, #12-03, Farrer Park
Hospital (Connexion), Singapore 217562

☎ +65 6443 7713 ☎ +65 6443 7726

✉ bonejointspecialist@gmail.com

🌐 www.bonejointspecialistclinic.com

e-consult: <https://www.my-doc.com/join/bonejointspecialist>

In the preparation of the above report I duly declare that the report and opinion rendered is correct and true. The opinions rendered in this case were based upon reasonable medical probability, clinical assessment, examination and documentation. This evaluation had been conducted on the basis of the medical examination and documentation as provided, with the assumption that the method is true and correct. If more information becomes available at a later date, an additional report may be requested. Such information may, or may not change the opinions rendered in this evaluation.

Yours Sincerely


Dr S S Sathappan

MBChB (UK), FRCS (Edin), Mmed (Ortho)

FRCSed (Ortho), FAMS (S'pore)

Medical Director (MCR No. 07304)

Bone and Joint Specialist Clinic

pg 5 = 20 -

RADIOLOGY REPORT

Patient Name Alexander Natarajan
NRIC/Passport Number S7768438G
DOB 16/06/1977
MR Number FP00035060
Service Date 08/02/18
Order Dr Sathappan, SS

Sex/Age M/40
Account Number FA00104538
Patient Location DIS

PROCEDURE: X-Ray Foot Bilateral

CLINICAL INDICATION:

COMPARISON: None

FINDINGS:

On the left side, deformity of head of 1st metatarsal, base of 1st distal phalanx, head of 4th and 5th metatarsal, base of 2nd middle phalanx are due to old insult.

Surgical clips over left medial foot and ankle.

Osteoarthritis is more prominent in the left 1st metatarsal-phalangeal joint.

No displaced fracture is seen.

No subluxation or dislocation is noted.

No large joint effusion is seen.

Small right plantar and dorsal calcaneal spurs.

Diffuse osteopenia.

Approved By Dr Aaron Koay
Consultant Radiologist
Approved Date/Time 09/02/18 0936 hrs

This report is electronically signed, no signature is required.