

Your Ref: TP/IP/13129/2018
Our Ref : CI/TPD18010491/Z

26th April 2018

Fatal Accident Investigation Team

Traffic Police Department
Singapore Police Force
10 Ubi Avenue 3
Singapore 408865

MECHANICAL INSPECTION REPORT OF MOTOR TAXI SHC 2188T

1. We refer to your request on 07th March 2018 to conduct a physical inspection of a motor taxi bearing registration number SHC 1288T (herein referred to as "**Motor Taxi**"), which was involved in a fatal road traffic accident on 25th February 2018.
2. The objective of the inspection is to determine if there was any possible mechanical failure to the Motor Taxi that may have contributed to the accident.
3. Following the request, we had carried out a physical inspection of the Motor Taxi on 06th April 2018 at the premises of Traffic Police vehicle pound, 517 Airport Road Singapore 539942. We now set out below our observations and comments with respect to this inspection.

General Condition

4. The mileage of the Motor taxi at the time of our inspection was 453636 km.
5. The Motor taxi had sustained a relatively minor impact damages that was confined to its front left portion. Its front left side fender was observed to have been corrugated; its front left hand lower bumper was observed to have scratches & dented; its front left headlamp was observed to have been broken; its front bonnet was noted to be deformed likely due to the accident's impact.
6. This was likely due the consistency of the accident's case facts that the Motor Taxi was driving along Commonwealth Avenue towards Commonwealth Avenue West when it collided into a pedestrian with wheelchair whom was crossing from his right to left on the left most lane of a 3 lane road. The front left portion of the Motor Taxi collided onto the pedestrian's with his wheelchair. See photo 1 to 6 below.



Photo 1 shows the mileage of the Motor Taxi was 453636 km.



Photo 2 shows a general view of the front body of the Motor Taxi at the time of our inspection. The Motor Taxi was observed to be in good general condition except for minor damages at the front left portion.



Photo 3 shows a general view of the front right body of the Motor Taxi at the time of our inspection. The Motor Taxi was observed to be in good general condition except for minor damages at the front left portion.



Photo 4 shows a general view of the front left body of the Motor Taxi at the time of our inspection. The Motor Taxi was observed to sustained minor damages at the front left portion.



Photo 5 shows a general view of the rear body of the Motor Taxi at the time of our inspection. The Motor Taxi was observed to be in good general condition.



Photo 6 shows a close up view of the front number plate/base of the Motor Taxi at the time of our inspection. The Motor Taxi had sustained relatively minor impact at the front left of the Motor Car.

Tyres and Wheel Rims

7. The condition of the Motor Taxi's 4 tyres was observed to be in serviceable condition. We did not find any tear, cut or burst mark(s) on the outer and the inner sidewalls as well as across the tread of the 4 tyres. The 4 tyres were also observed to be sufficiently inflated for vehicular operation. The tyre brand, tyre size and remaining tread depth of the 4 tyres were recorded as follows:-



8. The 4 tyres were observed to be wrapped around alloy wheel rims that were found to be without any significant damage except for some marks of grazing nature on the outer spokes of the wheel rims, which are commonly associated to grazing against a road kerb. See photo 7 – 10 below.



Photo 7 shows the condition of the front right tyre of the Motor Taxi, which was observed to be in serviceable condition with remaining tread depth of approximately 6mm. There was no tear, cut or burst mark(s) on the outer and the inner sidewalls.



Photo 8 shows the condition of the front left tyre of the Motor Taxi, which was observed to be in serviceable condition with remaining tread depth of approximately 6mm. The tyre, which was wrapped around alloy wheel rim, was also observed to be sufficiently inflated for vehicular operation.



Photo 9 shows the condition of the rear left tyre of the Motor Taxi, which was observed to be in serviceable condition with remaining tread depth of approximately 4mm. The tyre, which was wrapped around alloy wheel rim, was also observed to be sufficiently inflated for vehicular operation.



Photo 10 shows the condition of the rear right tyre of the Motor Taxi, which was observed to be in serviceable condition with remaining tread depth of approximately 6mm. There was also no tear, cut or burst mark(s) on the outer and the inner sidewalls as well as across the tread of the 4 tyres.

Engine Compartment & Operating Fluids

9. Upon examination of the engine compartment of the Motor Taxi, we had observed all the parts and components inside the engine compartment to be intact and unaffected by the accident. The brake fluid, engine oil and engine coolant were all found to be of sufficient level for operating purposes. Visually, there was also no contamination found to these fluids.
10. Further examination of the engine compartment revealed no sign(s) or indication(s) of fresh fluid leakage and/or fresh fluid stain within the engine compartment of the Motor Taxi.
11. Our subsequent checks on the underside of the Motor Taxi also revealed no fresh fluid stain. Visually, the various undercarriage components of the Motor Taxi were all observed to be intact and without any visible damage except for a pre-existed fluid stain. Such fluid stains are associated with dust substance. Hence, reveals that it was not a fresh fluid leakage. See photo 11 – 15 below.




Photo 11 shows a general view of the Motor Car's engine compartment. The various parts and components inside the engine compartment were unaffected by the accident. There was also no sign(s) or indication(s) of fluid leakage and/or fluid stain within the engine compartment.



Photo 12 shows the brake fluid reservoir of the Motor Taxi at the time of our inspection. The brake fluid was observed to be of sufficient level (arrowed) and without any visible contamination.



Photo 13 shows the engine coolant fluid reservoir of the Motor Taxi at the time of our inspection. The engine coolant fluid was observed to be of sufficient level and without any visible contamination.




Photo 14 shows the engine oil dip stick of the Motor Taxi at the time of our inspection. The engine oil was observed to be of sufficient level and without any visible contamination.




Photo 15 shows the transmission fluid dip stick of the Motor Taxi at the time of our inspection. The transmission fluid was observed to be of sufficient level and without any visible contamination.

Steering System & Braking System

12. The mechanical components of the Motor Taxi's steering system and braking system were all found to be visually intact and undamaged. Our visual examination of the various steering components, which had included the rack and pinion, tie rods, tie rod ends and ball joints, revealed that these components were all generally in good condition. Components of the braking system like the brake master pump, brake booster, brake callipers and brake hoses amongst others were also found to be without any damage upon our visual inspection.
13. Static test on the steering system of the Motor Taxi also revealed no abnormality to the steering system. We did not experience any abnormal free play and/or other resistance when turning the steering wheel left and right to full lock positions. Our visual examination of the various steering components which had included the steering rack and pinion, tie rods, tie rod ends and ball joints revealed that these components were all generally in good condition. See photo 16 - 19 below.




Photo 16 shows the brake hose (arrowed) at the rear left wheel of the Motor Taxi. We did not observe any leakage of brake fluid at the time of our inspection of the Motor Taxi. Our visual inspection of the various mechanical components of the Motor Taxi's braking system revealed all to be intact and without visible damage, indicating that the braking system was likely to be in serviceable condition at the material time of accident.



Photo 17 shows the brake hose (arrowed) at the rear right wheel of the Motor Taxi. We did not observe any leakage of brake fluid at the time of our inspection of the Motor Taxi. Our visual inspection of the various mechanical components of the Motor Taxi's braking system, including its brake calliper (circled), revealed all to be intact and without visible damage, indicating that the braking system was likely to be in serviceable condition at the material time of accident.

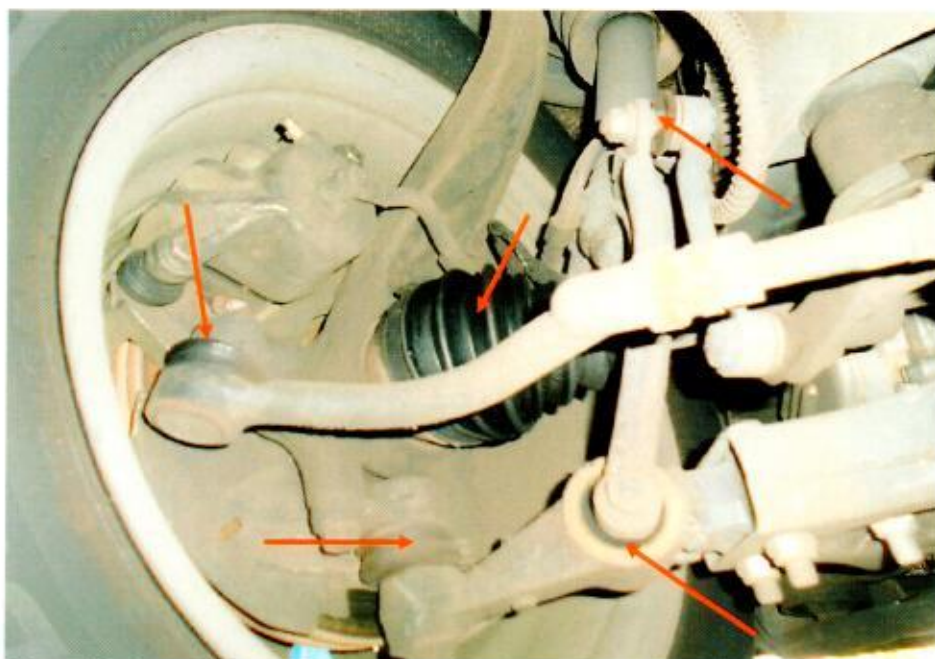


Photo 18 shows the various undercarriage components at the front right wheel of the Motor Taxi, in particular the steering tie rod (arrowed). The various steering components were all found to be intact, suggesting that the steering system of the Motor Taxi was likely to be in serviceable condition.




Photo 19 shows the various undercarriage components at the front left wheel of the Motor Taxi. We did not observe any leakage of brake fluid (arrowed) at the time of our inspection of the Motor Taxi. Our visual inspection of the various mechanical components of the Motor Taxi's braking system revealed all to be intact and without visible damage, indicating that the braking system was likely to be in serviceable condition at the material time of accident.

Electronic Safety / Warning Indicators

14. The Motor Taxi's automatic self-test of the functionality of its various electronic operating systems like the Anti-Brake Lock System (ABS) and Supplemental Restraint System (SRS) during cranking of the engine had indicated that these systems were in working condition and without abnormality. This can be established from the warning lights disappearing from the instrument panel after the self-test. See photo 20 & 21 below.



Photo 20 shows the warning lights for the various electronic operating systems of the Motor Taxi appearing on its instrument panel during the self-test when the engine is cranked, in particular the ABS light and SRS light.



Photo 21 shows no warning lights illuminated on the instrument panel of the Motor Taxi after the engine was cranked. This would suggest that there was no abnormality to the various electronic operating systems of the Motor Taxi, like the ABS and SRS.

Operational Behaviour of the Motor Taxi

15. A short operational test of the Motor Taxi, to primarily determine whether there was any abnormality to its engine system, its transmission system and braking system was subsequently carried out.
16. During the operational test, the transmission system of the Motor Taxi was able to be shifted to drive mode and reverse mode without any difficulty. There were no abnormal sounds heard and/or abnormal behaviour of the Motor Taxi's engine system. It was able to move forward and backward normally. The braking system was also found to be in working condition as the Motor Taxi was able to slow down and come to a complete stop upon depressing of the brake pedal. See photo 22 below.



Photo 22 shows an operational test of the Motor Taxi. We were able to move the vehicle reverse, forward and backward normally.

Conclusion

17. From our physical inspection of the Motor Taxi, it appears that its engine system, transmission system, steering system and braking system were all in serviceable condition. We did not find any evidence(s) to suggest that there was possible mechanical failure to the Motor Taxi that may have caused and/or contributed to the accident.

18. A short operational test of the Motor Taxi, which we had conducted, did not produce any sign(s) or symptom(s) to suggest that there was any abnormality to its engine system, its transmission system and braking system.
19. The 4 tyres of the Motor Taxi were also found to be in serviceable condition. There was no tear, cut or burst mark(s) on the outer and the inner sidewalls as well as across the tread of the 4 tyres. The 4 tyres were sufficiently inflated for vehicular operation with remaining tread depth of approximately 4 & 6mm each.



Rohaizal A. Rahim
Technical Investigator



Ang Bryan Tani
AMSOE, AMIRTE, AFF SAE, M.MATAI, AFF.Inst.AEA
Senior Technical Investigator
Technical Investigation & Reconstructionist (SAE-A)

DISCLAIMER OF LIABILITY TO THIRD PARTIES:- This Report is made solely for the use and benefit of the Client named on the front page of this Report. No liability or responsibility whatsoever, in contract or tort, is accepted to any third party who may rely on the Report wholly or in part. Any third party acting or relying on this Report, in whole or in part, does so at his or her own risk.