

Your Ref: Honda Engine  
Our Ref : CI/TP18009298/D

21 May 2018

**Mdm Png Beng Hua**  
Block 326 Hougang Avenue 7  
#03-339  
Singapore 530326

### **INSPECTION REPORT OF A HONDA ENGINE**

1. I refer to your request on 08 May 2018 to conduct a physical inspection of a Honda engine.
2. The purpose of this inspection was to primarily determine whether the Honda engine is a Honda K20A model engine.
3. Following the request, I had carried out a physical inspection of the Honda engine on 16 May 2018 at the premises of BT Auto Car Workshop, No. 1 Kaki Bukit Avenue 6 #02-28, Autobay @ Kaki Bukit, Singapore 417883.
4. Measurements of the bore and stroke of the Honda engine were obtained and thereafter compared with the bore and stroke measurements as stated in the technical specifications of a Honda K20A model engine.
5. I now set out below my observations and comments with respect to this inspection.

#### **Inspection of the Honda Engine**

6. Firstly, I had noted that the Honda engine was a used engine and not fitted on any motor car at the time of my inspection. It was observed to be a complete assembly with all mechanical parts still intact, within the engine housing. The engine number engraved on the housing was K20A5840780.
7. My visual examination of the engine housing revealed the housing to be of serviceable/satisfactory condition. There was no crack and/or hole observed on the engine housing.
8. Upon my request, the Honda engine was dismantled, specifically the top block was separated from the bottom block. This was to enable me to carry out measurements of its cylinders, in particular the bore and stroke measurements of each cylinder, which typically can be used to determine the engine displacement or more commonly referred to as engine cc or engine size. See photo 1 – 4 below.



**Photo 1** shows a general view of the Honda engine that I had inspected. The Honda engine was observed to be a used engine and was not fitted on any motor car. It was also observed to be a complete assembly with all mechanical parts still intact, within the engine housing.



**Photo 2** shows a general view of the Honda engine that I had inspected. The Honda engine was observed to be a used engine and was not fitted on any motor car. My visual examination of the engine housing revealed the housing to be of serviceable/satisfactory condition. There was no crack and/or hole observed on the engine housing.



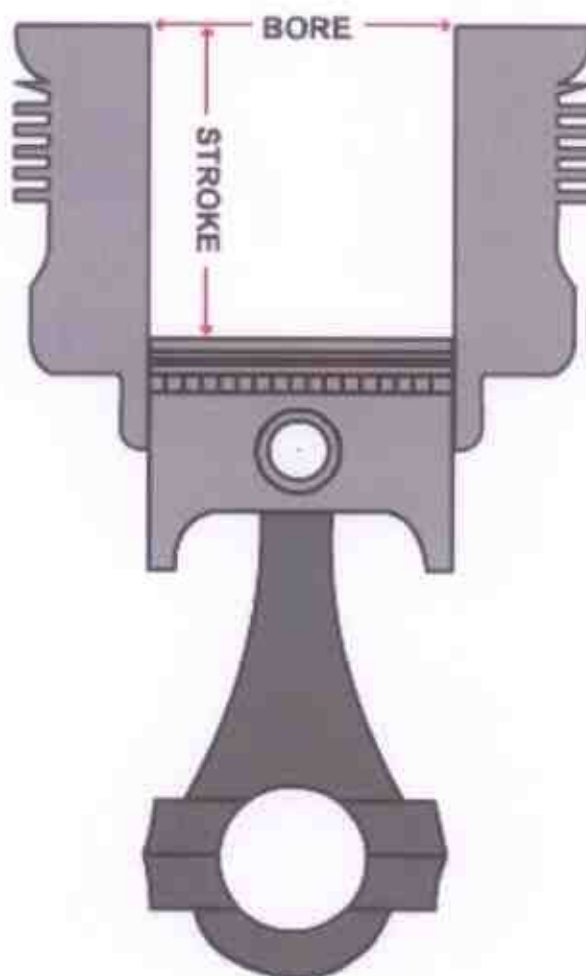
Photo 3 shows the engine number engraved on the housing of the Honda engine that I had inspected. The engine number was K20A5840780.



Photo 4 shows the top block (yellow arrow) of the Honda engine separated from its bottom block (red arrow). This was to enable me to carry out measurements of its cylinders, in particular the bore and stroke measurements of each cylinder, which typically can be used to determine the engine displacement or more commonly referred to as engine cc.



9. The bore refers to the measurement of the inside diameter of the cylinder while the stroke refers to the distance the piston moves in one direction of upward or downward movement in the cylinder. See diagram below for illustration purposes.



10. The bore and stroke measurements of the 4 cylinders of the Honda engine are set out in the table below. Photo 5 – 19 thereafter shows the photographs taken during the measurements.

	Bore (mm)	Stroke (mm)
Cylinder 1	85.97	85.80
Cylinder 2	85.91	85.91
Cylinder 3	85.90	85.76
Cylinder 4	86.00	85.95




Photo 5 shows measurement being carried out to the bore of cylinder 1 of the Honda engine. The bore and stroke measurements of the Honda engine were carried out using a digital Vernier Caliper, which was calibrated prior to the start of measurements.




Photo 6 shows measurement being carried out to the bore of cylinder 1 of the Honda engine. The bore and stroke measurements of the Honda engine were carried out using a digital Vernier Caliper.



**Photo 7** shows the bore measurement of cylinder 1, which was recorded to be 85.97mm.



**Photo 8** shows measurement being carried out to the stroke of cylinder 1 of the Honda engine. The bore and stroke measurements of the Honda engine were carried out using a digital Vernier Caliper.



Photo 9 shows the stroke measurement of cylinder 1, which was recorded to be 85.80mm.



Photo 10 shows measurement being carried out to the bore of cylinder 2 of the Honda engine. The bore and stroke measurements of the Honda engine were carried out using a digital Vernier Caliper, which was calibrated prior to the start of measurements.





Photo 11 shows the bore measurement of cylinder 2, which was recorded to be 85.91mm.



Photo 12 shows measurement of the stroke for cylinder 2 of the Honda engine that I had inspected.





Photo 13 shows the stroke measurement of cylinder 2, which was recorded to be 85.91mm.



Photo 14 shows measurement being carried out to the bore of cylinder 3 of the Honda engine. The bore and stroke measurements of the Honda engine were carried out using a digital Vernier Caliper. The bore measurement of cylinder 3 was recorded to be 85.90mm.



Photo 15 shows measurement of the stroke for cylinder 3 of the Honda engine that I had inspected.



Photo 16 shows the stroke measurement of cylinder 3, which was recorded to be 85.76mm.



**Photo 17** shows measurement being carried out to the bore of cylinder 4 of the Honda engine. The bore and stroke measurements of the Honda engine were carried out using a digital Vernier Caliper. The bore measurement of cylinder 4 was recorded to be 86.00mm.



**Photo 18** shows measurement being carried out to the stroke of cylinder 4 of the Honda engine. The bore and stroke measurements of the Honda engine were carried out using a digital Vernier Caliper, which was calibrated prior to the start of measurements.





Photo 19 shows the stroke measurement of cylinder 4, which was recorded to be 85.95mm.

### Honda K20A Engine Technical Specifications

11. In order to determine whether the Honda engine that I had inspected was a Honda K20A model engine, I had compared the measurements of the bore and stroke of the Honda engine with the bore and stroke measurements of the Honda K20A model engine, as stated in its technical specifications. According to the technical specification of the Honda K20A model engine, the bore and stroke measurement was 86.00mm and 86.00mm respectively.
12. Upon comparison, I had noted that the bore and stroke measurements of the Honda engine that I had inspected (shown in paragraph 10 above) had corresponded to the bore and stroke measurements as stated in the technical specifications of a Honda K20A model engine. The measurements recorded from the Honda engine were either 86.00mm or were slightly lesser (at maximum 0.24mm lesser). This difference can be attributed to carbon accumulation within the cylinders, as the Honda engine that I had inspected was a used engine. See technical specifications of a Honda K20A model engine below.

**Honda K-Series  
Engine Specs****K20A**Displacement (cu  
in / cc):

121.9 / 1998

Horsepower:

221 hp @ 8000 RPM

Torque:

159 lb-ft @ 6100 RPM

Bore and Stroke  
(in / mm):

3.386 x 3.386 / 86 x 86

Compression  
Ratio:

11.7:1

**Conclusion**

13. In summary, the Honda engine that I had inspected was a Honda K20A model engine. The engine number engraved on the housing of this Honda engine was K20A5840780.

**Ang Bryan Tani**

AMSOE, AMIRTE, AFF SAE, M.MATAI, AFF. Inst. AEA

Senior Technical Investigator

Technical Investigation &amp; Reconstructionist (SAE-A)

**DISCLAIMER OF LIABILITY TO THIRD PARTIES:-** This Report is made solely for the use and benefit of the Client named on the front page of this Report. No liability or responsibility whatsoever, in contract or tort, is accepted to any third party who may rely on the Report wholly or in part. Any third party acting or relying on this Report, in whole or in part, does so at his or her own risk.